

THE ADVISORS' INNER CIRCLE FUND II

## CHAMPLAIN SMALL COMPANY FUND

Advisor Shares: CIPSX  
Institutional Shares: CIPNX

## CHAMPLAIN MID CAP FUND

Advisor Shares: CIPMX  
Institutional Shares: CIPIX

## CHAMPLAIN STRATEGIC FOCUS FUND

Advisor Shares: CIPRX  
Institutional Shares: CIPTX

PROSPECTUS

05.01.26

INVESTMENT ADVISER:

**CHAMPLAIN INVESTMENT PARTNERS, LLC**

The U.S. Securities and Exchange Commission has not approved or disapproved these securities or passed upon the adequacy or accuracy of this prospectus. Any representation to the contrary is a criminal offense.

**[THIS PAGE INTENTIONALLY LEFT BLANK]**

# About This Prospectus

This prospectus has been arranged into different sections so that you can easily review this important information. For detailed information about the Funds, please see:

	Page		Page
Champlain Small Company Fund .....	1	Summary Information about Purchasing and Selling Fund Shares, Taxes and Financial Intermediary Compensation .....	14
Investment Objective .....	1	More Information about Risk .....	15
Fund Fees and Expenses .....	1	More Information about the Funds' Investment Objectives and Strategies .....	16
Principal Investment Strategies .....	2	Information about Portfolio Holdings .....	18
Principal Risks of Investing in the Fund .....	2	Investment Adviser .....	18
Performance Information .....	3	Portfolio Managers .....	19
Investment Adviser .....	4	Purchasing, Selling and Exchanging Fund Shares .....	21
Portfolio Managers .....	4	Other Policies .....	26
Champlain Mid Cap Fund .....	5	Payments to Financial Intermediaries .....	28
Investment Objective .....	5	Dividends and Distributions .....	29
Fund Fees and Expenses .....	5	Taxes .....	29
Principal Investment Strategies .....	6	Additional Information .....	31
Principal Risks of Investing in the Fund .....	6	Financial Highlights .....	32
Performance Information .....	6	How to Obtain More Information About the Funds .....	Back Cover
Investment Adviser .....	8		
Portfolio Managers .....	8		
Champlain Strategic Focus Fund .....	9		
Investment Objective .....	9		
Fund Fees and Expenses .....	9		
Principal Investment Strategies .....	10		
Principal Risks of Investing in the Fund .....	10		
Performance Information .....	11		
Investment Adviser .....	13		
Portfolio Managers .....	13		

Advisor Shares of the Champlain Strategic Focus Fund are currently not available for purchase.

# CHAMPLAIN SMALL COMPANY FUND

## INVESTMENT OBJECTIVE

The Champlain Small Company Fund (the "Small Company Fund" or the "Fund") seeks capital appreciation.

## FUND FEES AND EXPENSES

This table describes the fees and expenses that you may pay if you buy and hold shares of the Fund. **You may be required to pay commissions and/or other forms of compensation to a broker for transactions in Institutional Shares, which are not reflected in the table or the example below.**

*Annual Fund Operating Expenses (expenses that you pay each year as a percentage of the value of your investment)*

	Advisor Shares	Institutional Shares
Management Fees	0.81%	0.81%
Distribution (12b-1) Fees	0.25%	None
Other Expenses	<u>0.18%</u>	<u>0.18%</u>
Total Annual Fund Operating Expenses <sup>1</sup>	1.24%	0.99%

<sup>1</sup> Champlain Investment Partners, LLC (the "Adviser") has contractually agreed to waive fees and reimburse expenses to the extent necessary to keep Total Annual Fund Operating Expenses (excluding interest, taxes, brokerage commissions, acquired fund fees and expenses, other expenditures which are capitalized in accordance with generally accepted accounting principles, and non-routine expenses (collectively, "excluded expenses")) from exceeding 1.30% and 1.05% of the average daily net assets of the Advisor Shares and the Institutional Shares, respectively, until April 30, 2027. In addition, the Adviser may receive from the Fund the difference between the Total Annual Fund Operating Expenses (not including excluded expenses) and the expense caps to recoup all or a portion of its prior fee waivers or expense reimbursements made during the three-year period preceding the recoupment if at any point Total Annual Fund Operating Expenses (not including excluded expenses) are below the expense caps (i) at the time of the fee waiver and/or expense reimbursement and (ii) at the time of the recoupment. This agreement may be terminated: (i) by the Board of Trustees (the "Board") of The Advisors' Inner Circle Fund II (the "Trust"), for any reason at any time; or (ii) by the Adviser, upon ninety (90) days' prior written notice to the Trust, effective as of the close of business on April 30, 2027.

## Example

This Example is intended to help you compare the cost of investing in the Fund with the cost of investing in other mutual funds.

The Example assumes that you invest \$10,000 in the Fund for the time periods indicated and then redeem all of your shares at the end of those periods. The Example also assumes that your investment has a 5% return each year and that the Fund's operating expenses remain the same. Although your actual costs may be higher or lower, based on these assumptions your costs would be:

	1 Year	3 Years	5 Years	10 Years
Advisor Shares	\$126	\$393	\$681	\$1,500
Institutional Shares	\$101	\$315	\$547	\$1,213

## Portfolio Turnover

The Fund pays transaction costs, such as commissions, when it buys and sells securities (or "turns over" its portfolio). A higher portfolio turnover rate may indicate higher transaction costs and may result in higher taxes when Fund shares are held in a taxable account. These costs, which are not reflected in total annual fund operating expenses or in the example, affect the Fund's performance. During its most recent fiscal year, the Fund's portfolio turnover rate was 51% of the average value of its portfolio.

## PRINCIPAL INVESTMENT STRATEGIES

Under normal circumstances, the Fund invests at least 80% of its net assets, plus any borrowings for investment purposes, in securities of small companies. For purposes of this policy, a small company is a company that, at the time of initial purchase, is included in either the S&P SmallCap 600 or the Russell 2000 Index, or that has a market capitalization that falls within the range of the Russell 2000 Index as measured as of the index's most recent annual reconstitution. The Fund seeks capital appreciation by investing mainly in common stocks of small companies that the Adviser believes have strong long-term fundamentals, superior capital appreciation potential and attractive valuations. Through the consistent execution of a fundamental bottom-up investment process, which focuses on an analysis of individual companies, the Adviser expects to identify a diversified portfolio of small companies which trade at a discount to their estimated intrinsic, or fair values. The Adviser seeks to mitigate company specific risk by limiting position sizes to 5% of the Fund's total assets at market value. The Adviser may sell a security when it reaches the Adviser's estimate of its fair value or when new information or fresh perspective about a security invalidates the Adviser's original thesis for making the investment. Additionally, the Adviser may also sell securities in order to maintain the 5% limit on position sizes or when exposure to a sector exceeds the Adviser's sector weight rules, which require that each of the five major sectors (healthcare, consumer, technology, industrial and financial) represent (i) no more than the greater of 25% of the Fund's total assets or 125% of the sector's weighting in the S&P SmallCap 600 Index; and (ii) no less than 75% of the sector's weighting in the S&P SmallCap 600 Index. The Fund is broadly diversified and seeks to create value primarily through favorable stock selection.

## PRINCIPAL RISKS OF INVESTING IN THE FUND

As with all mutual funds, there is no guarantee that the Fund will achieve its investment objective. You could lose money by investing in the Fund. **A Fund share is not a bank deposit and is not insured or guaranteed by the FDIC, or any government agency.** The principal risk factors affecting shareholders' investments in the Fund are set forth below.

**Market Risk** – The prices of and the income generated by the Fund's securities may decline in response to, among other things, investor sentiment, general economic and market conditions, regional or global instability, and currency and interest rate fluctuations. A variety of factors can lead to volatility in local, regional, or global markets, including regulatory events, inflation, interest rates, government defaults, government shutdowns, war, regional conflicts, acts of terrorism, social unrest, the imposition of tariffs, trade disputes, and substantial economic downturn. In addition, the impact of any epidemic, pandemic or natural disaster, or widespread fear that such events may occur, could negatively affect the global economy, as well as the economies of individual countries, the financial performance of individual companies and sectors, and the markets in general in significant and unforeseen ways. Any such impact could adversely affect the prices and liquidity of the securities and other instruments in which the Fund invests, which in turn could negatively impact the Fund's performance and cause losses on your investment in the Fund.

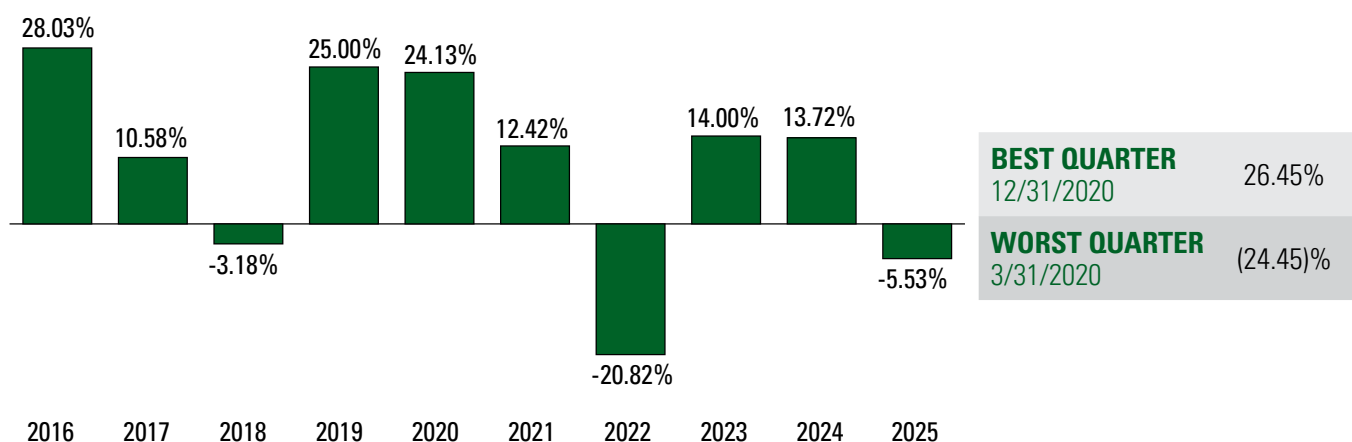
**Small-Capitalization Company Risk** – The Fund is also subject to the risk that small-capitalization stocks may underperform other segments of the equity market or the equity market as a whole. The small-capitalization companies that the Fund invests in may be more vulnerable to adverse business or economic events than larger, more established companies. In particular, investments in these small-sized companies may pose additional risks, including liquidity risk, because these companies tend to have limited product lines, markets and financial resources, and may depend upon a relatively small management group. Therefore, small-cap stocks may be more volatile than those of larger companies. These securities may be traded over-the-counter or listed on an exchange.

**Active Management Risk** – The Fund is subject to the risk that the Adviser's judgments about the attractiveness, value, or potential appreciation of the Fund's investments may prove to be incorrect. If the investments selected and strategies employed by the Fund fail to produce the intended results, the Fund could underperform in comparison to other funds with similar objectives and investment strategies.

**Equity Risk** – Since it purchases equity securities, the Fund is subject to the risk that stock prices will fall over short or extended periods of time. Historically, the equity markets have moved in cycles, and the value of the Fund's equity securities may fluctuate drastically from day to day. Individual companies may report poor results or be negatively affected by industry and/or economic trends and developments. The prices of securities issued by such companies may suffer a decline in response. These factors contribute to price volatility, which is a principal risk of investing in the Fund.

## PERFORMANCE INFORMATION

The bar chart and the performance table below illustrate the risks and volatility of an investment in the Fund by showing changes in the Fund's Advisor Shares' performance from year to year for the past 10 years and by showing how the Fund's average annual total returns for 1, 5 and 10 years and since inception compare with those of a broad measure of market performance and a more narrowly based index with characteristics relevant to the Fund's investment strategies. Of course, the Fund's past performance (before and after taxes) does not necessarily indicate how the Fund will perform in the future. Updated performance information is available on the Fund's website at [www.cipvt.com](http://www.cipvt.com) or by calling 1.866.773.3238.



The performance information shown above is based on a calendar year. The Fund's Advisor Shares' performance from 1/1/26 to 3/31/26 was (8.01)%.

### Average Annual Total Returns for Periods Ended 12.31.25

This table compares the Fund's average annual total returns for the periods ended December 31, 2025 to those of an appropriate broad-based index and a more narrowly based index with characteristics relevant to the Fund's investment strategies.

After-tax returns are calculated using the historical highest individual federal marginal income tax rates and do not reflect the impact of state and local taxes. Actual after-tax returns depend on an investor's tax situation and may differ from those shown. After-tax returns shown are not relevant to investors who hold their Fund shares through tax-deferred arrangements, such as 401(k) plans or individual retirement accounts ("IRAs"). After-tax returns are shown only for Advisor Shares. After-tax returns for Institutional Shares will vary.

Returns after taxes on distributions and sale of Fund shares may be higher than before-tax returns when a net capital loss occurs upon the redemption of shares.

	1 Year	5 Years	10 Years	Since Inception (11.30.04)
<b>Fund Returns Before Taxes</b>				
Advisor Shares	(5.53)%	1.74%	8.77%	9.03%
Institutional Shares	(5.28)%	2.00%	9.03%	9.15%
<b>Fund Returns After Taxes on Distributions</b>				
Advisor Shares	(9.90)%	(0.17)%	6.76%	7.49%

	1 Year	5 Years	10 Years	Since Inception (11.30.04)
<b>Fund Returns After Taxes on Distributions and Sale of Fund Shares</b>				
Advisor Shares	(0.49)%	1.24%	6.83%	7.35%
<b>Russell 3000 Index (reflects no deduction for fees, expenses or taxes)</b>	17.15%	13.15%	14.29%	10.68%
<b>Russell 2000 Index (reflects no deduction for fees, expenses or taxes)</b>	12.81%	6.09%	9.62%	8.13%

## INVESTMENT ADVISER

Champlain Investment Partners, LLC

## PORTFOLIO MANAGERS

Portfolio Manager	Position with the Adviser	Years of Experience with the Fund
Scott T. Brayman	Chief Investment Officer/Managing Partner	Since Inception (2004)
Joseph M. Caligiuri	Deputy Chief Investment Officer/Partner	Since 2010
Rachel C. Drakon	Member of the Investment Team	Since 2020
Ethan C. Ellison	Member of the Investment Team/Principal	Since 2020
Joseph J. Farley	Member of the Investment Team/Partner	Since 2014
Robert D. Hallisey	Member of the Investment Team/Partner	Since 2016
James A. Mallon	Trader/Principal	Since 2023
Finn R. McCoy	Head Trader/Partner	Since 2008
Henry C. Sinkula	Member of the Investment Team/Partner	Since 2022
Jacqueline W. Williams	Member of the Investment Team/Partner	Since 2019
Courtney A. Flyer	Member of the Investment Team/Principal	Since 2018

*For important information about the purchase and sale of Fund shares, taxes and financial intermediary compensation, please turn to "Summary Information about Purchasing and Selling Fund Shares, Taxes and Financial Intermediary Compensation" on page 14 of the prospectus.*

# CHAMPLAIN MID CAP FUND

## INVESTMENT OBJECTIVE

The Champlain Mid Cap Fund (the "Mid Cap Fund" or the "Fund") seeks capital appreciation.

## FUND FEES AND EXPENSES

This table describes the fees and expenses that you may pay if you buy and hold shares of the Fund. **You may be required to pay commissions and/or other forms of compensation to a broker for transactions in Institutional Shares, which are not reflected in the table or the example below.**

*Annual Fund Operating Expenses (expenses that you pay each year as a percentage of the value of your investment)*

	Advisor Shares	Institutional Shares
Management Fees	0.70%	0.70%
Distribution (12b-1) Fees	0.25%	None
Other Expenses	<u>0.16%</u>	<u>0.16%</u>
Total Annual Fund Operating Expenses <sup>1</sup>	1.11%	0.86%

<sup>1</sup> Champlain Investment Partners, LLC (the "Adviser") has contractually agreed to reduce fees and reimburse expenses to the extent necessary to keep Total Annual Fund Operating Expenses (excluding interest, taxes, brokerage commissions, acquired fund fees and expenses, other expenditures which are capitalized in accordance with generally accepted accounting principles, and non-routine expenses (collectively, "excluded expenses")) from exceeding 1.20% and 0.95% of the average daily net assets of the Advisor Shares and the Institutional Shares, respectively, until April 30, 2027. In addition, the Adviser may receive from the Fund the difference between the Total Annual Fund Operating Expenses (not including excluded expenses) and the expense caps to recoup all or a portion of its prior fee waivers or expense reimbursements made during the three-year period preceding the recoupment if at any point Total Annual Fund Operating Expenses (not including excluded expenses) are below the expense caps (i) at the time of the fee waiver and/or expense reimbursement and (ii) at the time of the recoupment. This agreement may be terminated: (i) by the Board of Trustees (the "Board") of The Advisors' Inner Circle Fund II (the "Trust"), for any reason at any time; or (ii) by the Adviser, upon ninety (90) days' prior written notice to the Trust, effective as of the close of business on April 30, 2027.

## Example

This Example is intended to help you compare the cost of investing in the Fund with the cost of investing in other mutual funds.

The Example assumes that you invest \$10,000 in the Fund for the time periods indicated and then redeem all of your shares at the end of those periods. The Example also assumes that your investment has a 5% return each year and that the Fund's operating expenses remain the same. Although your actual costs may be higher or lower, based on these assumptions your costs would be:

	1 Year	3 Years	5 Years	10 Years
Advisor Shares	\$113	\$353	\$612	\$1,352
Institutional Shares	\$88	\$274	\$477	\$1,061

## Portfolio Turnover

The Fund pays transaction costs, such as commissions, when it buys and sells securities (or "turns over" its portfolio). A higher portfolio turnover rate may indicate higher transaction costs and may result in higher taxes when Fund shares are held in a taxable account. These costs, which are not reflected in total annual fund operating expenses or in the example, affect the Fund's performance. During its most recent fiscal year, the Fund's portfolio turnover rate was 44% of the average value of its portfolio.

## PRINCIPAL INVESTMENT STRATEGIES

Under normal circumstances, the Fund invests at least 80% of its net assets, plus any borrowings for investment purposes, in securities of medium-sized companies. For purposes of this policy, a medium-sized company is a company that, at the time of initial purchase, is included in either the S&P MidCap 400 or the Russell Midcap Index, or that has a market capitalization that falls within the range of the Russell Midcap Index as measured as of the index's most recent annual reconstitution. The Fund seeks capital appreciation by investing mainly in common stocks of medium-sized companies that the Adviser believes have strong long-term fundamentals, superior capital appreciation potential and attractive valuations. Through the consistent execution of a fundamental bottom-up investment process, which focuses on an analysis of individual companies, the Adviser expects to identify a diversified portfolio of medium-sized companies that trade at a discount to their estimated intrinsic, or fair values. The Adviser seeks, under normal circumstances, to mitigate company-specific risk by limiting position sizes to 5% of the Fund's total assets at market value. The Adviser may sell a security when it reaches the Adviser's estimate of its fair value or when new information or fresh perspective about a security invalidates the Adviser's original thesis for making the investment. The Adviser may also sell securities in order to maintain the 5% limit on position sizes or when exposure to a sector exceeds the Adviser's sector weight rules, which require that each of the five major sectors (healthcare, consumer, technology, industrial and financial) represent no more than 25% of the Fund's total assets. The Fund is broadly diversified and the Adviser seeks to create value primarily through favorable stock selection.

## PRINCIPAL RISKS OF INVESTING IN THE FUND

As with all mutual funds, there is no guarantee that the Fund will achieve its investment objective. You could lose money by investing in the Fund. **A Fund share is not a bank deposit and is not insured or guaranteed by the FDIC, or any government agency.** The principal risk factors affecting shareholders' investments in the Fund are set forth below.

**Market Risk** – The prices of and the income generated by the Fund's securities may decline in response to, among other things, investor sentiment, general economic and market conditions, regional or global instability, and currency and interest rate fluctuations. A variety of factors can lead to volatility in local, regional, or global markets, including regulatory events, inflation, interest rates, government defaults, government shutdowns, war, regional conflicts, acts of terrorism, social unrest, the imposition of tariffs, trade disputes, and substantial economic downturn. In addition, the impact of any epidemic, pandemic or natural disaster, or widespread fear that such events may occur, could negatively affect the global economy, as well as the economies of individual countries, the financial performance of individual companies and sectors, and the markets in general in significant and unforeseen ways. Any such impact could adversely affect the prices and liquidity of the securities and other instruments in which the Fund invests, which in turn could negatively impact the Fund's performance and cause losses on your investment in the Fund.

**Mid-Capitalization Company Risk** – The Fund is also subject to the risk that medium-capitalization stocks may underperform other segments of the equity market or the equity market as a whole. The medium-sized companies the Fund invests in may be more vulnerable to adverse business or economic events than larger, more established companies. In particular, investments in these medium-sized companies may pose additional risks, including liquidity risk, because these companies tend to have limited product lines, markets and financial resources, and may depend upon a relatively small management group. Therefore, mid-capitalization stocks may be more volatile than those of larger companies. These securities may be traded over-the-counter or listed on an exchange.

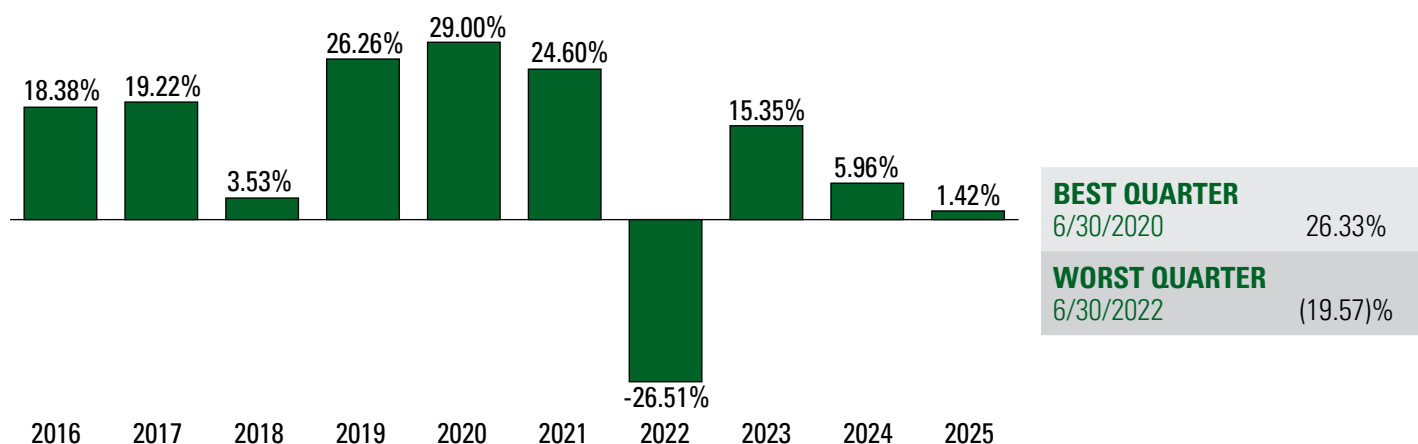
**Active Management Risk** – The Fund is subject to the risk that the Adviser's judgments about the attractiveness, value, or potential appreciation of the Fund's investments may prove to be incorrect. If the investments selected and strategies employed by the Fund fail to produce the intended results, the Fund could underperform in comparison to other funds with similar objectives and investment strategies.

**Equity Risk** – Since it purchases equity securities, the Fund is subject to the risk that stock prices will fall over short or extended periods of time. Historically, the equity markets have moved in cycles, and the value of the Fund's equity securities may fluctuate drastically from day to day. Individual companies may report poor results or be negatively affected by industry and/or economic trends and developments. The prices of securities issued by such companies may suffer a decline in response. These factors contribute to price volatility, which is a principal risk of investing in the Fund.

## PERFORMANCE INFORMATION

The bar chart and the performance table below illustrate the risks and volatility of an investment in the Fund by showing changes in the Fund's Advisor Shares' performance from year to year and by showing how the Fund's average annual total returns for 1, 5 and 10 years and since inception compare with those of a broad measure of market performance and a more narrowly based index with

characteristics relevant to the Fund's investment strategies. Of course, the Fund's past performance (before and after taxes) does not necessarily indicate how the Fund will perform in the future. Updated performance information is available on the Fund's website at [www.cipvt.com](http://www.cipvt.com) or by calling 1.866.773.3238.



The performance information shown above is based on a calendar year. The Fund's Advisor Shares' performance from 1/1/26 to 3/31/26 was (9.22)%.

### Average Annual Total Returns for Periods Ended 12.31.25

This table compares the Fund's average annual total returns for the periods ended December 31, 2025 to those of an appropriate broad-based index and a more narrowly based index with characteristics relevant to the Fund's investment strategies.

After-tax returns are calculated using the historical highest individual federal marginal income tax rates and do not reflect the impact of state and local taxes. Actual after-tax returns depend on an investor's tax situation and may differ from those shown. After-tax returns shown are not relevant to investors who hold their Fund shares through tax-deferred arrangements, such as 401(k) plans or IRAs. After-tax returns are shown only for Advisor Shares. After-tax returns for Institutional Shares will vary.

Returns after taxes on distributions and sale of Fund shares may be higher than before-tax returns when a net capital loss occurs upon the redemption of shares.

	1 Year	5 Years	10 Years	Since Inception
<b>Fund Returns Before Taxes</b>				
Advisor Shares <sup>1</sup>	1.42%	2.57%	10.45%	10.14%
Institutional Shares <sup>2</sup>	1.70%	2.83%	10.73%	10.94%
<b>Fund Returns After Taxes on Distributions</b>				
Advisor Shares	(2.29)%	0.79%	8.79%	8.58%
<b>Fund Returns After Taxes on Distributions and Sale of Fund Shares</b>				
Advisor Shares	3.50%	1.86%	8.30%	8.17%
<b>Russell 3000 Index (reflects no deduction for fees, expenses or taxes)</b>	17.15%	13.15%	14.29%	11.88%
<b>Russell Midcap Index (reflects no deduction for fees, expenses or taxes)<sup>3</sup></b>	10.60%	8.67%	11.01%	10.17%

<sup>1</sup> Advisor Shares of the Fund were offered beginning June 30, 2008.

<sup>2</sup> Institutional Shares of the Fund were offered beginning January 3, 2011.

<sup>3</sup> Index comparison begins June 30, 2008.

## INVESTMENT ADVISER

Champlain Investment Partners, LLC

## PORTFOLIO MANAGERS

Portfolio Manager	Position with the Adviser	Years of Experience with the Fund
Scott T. Brayman	Chief Investment Officer/Managing Partner	Since Inception (2008)
Joseph M. Caligiuri	Deputy Chief Investment Officer/Partner	Since 2010
Rachel C. Drakon	Member of the Investment Team	Since 2020
Ethan C. Ellison	Member of the Investment Team/Principal	Since 2020
Joseph J. Farley	Member of the Investment Team/Partner	Since 2014
Robert D. Hallisey	Member of the Investment Team/Partner	Since 2016
James A. Mallon	Trader/Principal	Since 2023
Finn R. McCoy	Head Trader/Partner	Since Inception (2008)
Henry C. Sinkula	Member of the Investment Team/Partner	Since 2022
Jacqueline W. Williams	Member of the Investment Team/Partner	Since 2019
Courtney A. Flyer	Member of the Investment Team/Principal	Since 2018

*For important information about the purchase and sale of Fund shares, taxes and financial intermediary compensation, please turn to "Summary Information about Purchasing and Selling Fund Shares, Taxes and Financial Intermediary Compensation" on page 14 of the prospectus.*

# CHAMPLAIN STRATEGIC FOCUS FUND

## INVESTMENT OBJECTIVE

The Champlain Strategic Focus Fund (the "Fund") seeks capital appreciation.

## FUND FEES AND EXPENSES

This table describes the fees and expenses that you may pay if you buy and hold shares of the Fund. **You may be required to pay commissions and/or other forms of compensation to a broker for transactions in Institutional Shares, which are not reflected in the table or the example below.**

*Annual Fund Operating Expenses (expenses that you pay each year as a percentage of the value of your investment)*

	Advisor Shares	Institutional Shares
Management Fees	0.80%	0.80%
Distribution (12b-1) Fees	0.25%	None
Other Expenses	<u>1.49%</u>	<u>1.49%</u>
Total Annual Fund Operating Expenses	2.54%	2.29%
Less Fee Reductions and/or Expense Reimbursements <sup>1</sup>	<u>(1.44)%</u>	<u>(1.44)%</u>
Total Annual Fund Operating Expenses After Fee Reductions and/or Expense Reimbursements	1.10%	0.85%

<sup>1</sup> Champlain Investment Partners, LLC (the "Adviser") has contractually agreed to waive fees and reimburse expenses to the extent necessary to keep Total Annual Fund Operating Expenses (excluding interest, taxes, brokerage commissions, acquired fund fees and expenses, other expenditures which are capitalized in accordance with generally accepted accounting principles, and non-routine expenses (collectively, "excluded expenses")) from exceeding 1.10% and 0.85% of the average daily net assets of the Advisor Shares and the Institutional Shares, respectively, until April 30, 2027. In addition, the Adviser may receive from the Fund the difference between the Total Annual Fund Operating Expenses (not including excluded expenses) and the expense caps to recoup all or a portion of its prior fee waivers or expense reimbursements made during the three-year period preceding the recoupment if at any point Total Annual Fund Operating Expenses (not including excluded expenses) are below the expense caps (i) at the time of the fee waiver and/or expense reimbursement and (ii) at the time of the recoupment. This agreement may be terminated: (i) by the Board of Trustees (the "Board") of The Advisors' Inner Circle Fund II (the "Trust"), for any reason at any time; or (ii) by the Adviser, upon ninety (90) days' prior written notice to the Trust, effective as of the close of business on April 30, 2027.

## Example

This Example is intended to help you compare the cost of investing in the Fund with the cost of investing in other mutual funds.

The Example assumes that you invest \$10,000 in the Fund for the time periods indicated and then redeem all of your shares at the end of those periods. The Example also assumes that your investment has a 5% return each year and that the Fund's operating expenses (including one year of capped expenses in each period) remain the same. Although your actual costs may be higher or lower, based on these assumptions your costs would be:

	1 Year	3 Years	5 Years	10 Years
Advisor Shares	\$112	\$653	\$1,221	\$2,767
Institutional Shares	\$87	\$577	\$1,094	\$2,514

## Portfolio Turnover

The Fund pays transaction costs, such as commissions, when it buys and sells securities (or “turns over” its portfolio). A higher portfolio turnover rate may indicate higher transaction costs and may result in higher taxes when Fund shares are held in a taxable account. These costs, which are not reflected in total annual fund operating expenses or in the example, affect the Fund’s performance. For the fiscal year ended December 31, 2025, the Fund’s portfolio turnover rate was 55% of the average value of its portfolio.

## PRINCIPAL INVESTMENT STRATEGIES

The Fund invests primarily in securities of medium- to large-sized companies. For purposes of this strategy, a medium-sized company is a company that, at the time of initial purchase, is included in either the S&P MidCap 400 or the Russell Midcap Index, or that has a market capitalization that falls within the range of the Russell Midcap Index as measured as of the index’s most recent annual reconstitution, while a large-sized company would be any whose market capitalization falls above the range of the Russell Midcap Index as measured as of the index’s most recent annual reconstitution. The Fund may also invest in securities of small-sized companies, which the Adviser considers to be a company that, at the time of initial purchase, is included in either the S&P SmallCap 600 or the Russell 2000 Index, or that has a market capitalization that falls within the range of the Russell 2000 Index as measured as of the index’s most recent annual reconstitution.

The Fund seeks capital appreciation by investing mainly in common stocks of companies that the Adviser believes have strong long-term fundamentals, superior capital appreciation potential and attractive valuations. The Adviser’s stock selection process seeks to manage business model and valuation risk and includes three analytical steps: sector factors (making qualitative judgments targeting attractive business models), company attributes (analyzing business model, competitive landscape and management) and valuation analysis (employing a multi-faceted approach including discounted cash flow analysis). The Adviser seeks, under normal circumstances, to mitigate company-specific risk by limiting position sizes. Through the consistent execution of a fundamental bottom-up investment process, which focuses on an analysis of individual companies, the Adviser expects to identify a portfolio of fifteen (15) to thirty (30) mid- to large-sized companies that trade at a discount to their estimated intrinsic, or fair values. The Fund may pursue a “growth style” of investing, meaning that the Fund may invest in equity securities of companies that the Adviser believes will increase their earnings at a certain rate that is generally higher than the rate expected for non-growth companies.

The Adviser may sell a security when it reaches the Adviser’s estimate of its fair value or based on new information or analyses about a security. The Adviser may also sell securities in order to limit position sizes or to reduce sector exposure.

The Fund is classified as “non-diversified,” which means that it may invest a larger percentage of its assets in a smaller number of issuers than a diversified fund.

## PRINCIPAL RISKS OF INVESTING IN THE FUND

As with all mutual funds, there is no guarantee that the Fund will achieve its investment objective. You could lose money by investing in the Fund. **A Fund share is not a bank deposit and is not insured or guaranteed by the FDIC, or any government agency.** The principal risk factors affecting shareholders’ investments in the Fund are set forth below.

**Market Risk** – The prices of and the income generated by the Fund’s securities may decline in response to, among other things, investor sentiment, general economic and market conditions, regional or global instability, and currency and interest rate fluctuations. A variety of factors can lead to volatility in local, regional, or global markets, including regulatory events, inflation, interest rates, government defaults, government shutdowns, war, regional conflicts, acts of terrorism, social unrest, the imposition of tariffs, trade disputes, and substantial economic downturn. In addition, the impact of any epidemic, pandemic or natural disaster, or widespread fear that such events may occur, could negatively affect the global economy, as well as the economies of individual countries, the financial performance of individual companies and sectors, and the markets in general in significant and unforeseen ways. Any such impact could adversely affect the prices and liquidity of the securities and other instruments in which the Fund invests, which in turn could negatively impact the Fund’s performance and cause losses on your investment in the Fund.

**Mid-Capitalization Company Risk** – The Fund is also subject to the risk that medium-capitalization stocks may underperform other segments of the equity market or the equity market as a whole. The medium-sized companies the Fund invests in may be more vulnerable to adverse business or economic events than larger, more established companies. In particular, investments in these medium-sized companies may pose additional risks, including liquidity risk, because these companies tend to have limited product lines, markets and financial resources, and may depend upon a relatively small management group. Therefore, mid-capitalization stocks may be more volatile than those of larger companies. These securities may be traded over-the-counter or listed on an exchange.

**Large-Capitalization Company Risk** – The large-capitalization companies in which the Fund invests may not respond as quickly as smaller companies to competitive challenges, the growth rates of investments in these large-sized companies may lag the growth rates of well-managed smaller companies during strong economic periods.

**Active Management Risk** – The Fund is subject to the risk that the Adviser’s judgments about the attractiveness, value, or potential appreciation of the Fund’s investments may prove to be incorrect. If the investments selected and strategies employed by the Fund fail to produce the intended results, the Fund could underperform in comparison to other funds with similar objectives and investment strategies.

**Equity Risk** – Since it purchases equity securities, the Fund is subject to the risk that stock prices will fall over short or extended periods of time. Historically, the equity markets have moved in cycles, and the value of the Fund’s equity securities may fluctuate drastically from day to day. Individual companies may report poor results or be negatively affected by industry and/or economic trends and developments. The prices of securities issued by such companies may suffer a decline in response. These factors contribute to price volatility, which is a principal risk of investing in the Fund.

**Growth Investment Style Risk** – An investment in growth stocks may be susceptible to rapid price swings, especially during periods of economic uncertainty. Growth stocks typically have little or no dividend income to cushion the effect of adverse market conditions. In addition, growth stocks may be particularly volatile in the event of earnings disappointments or other financial difficulties experienced by the issuer.

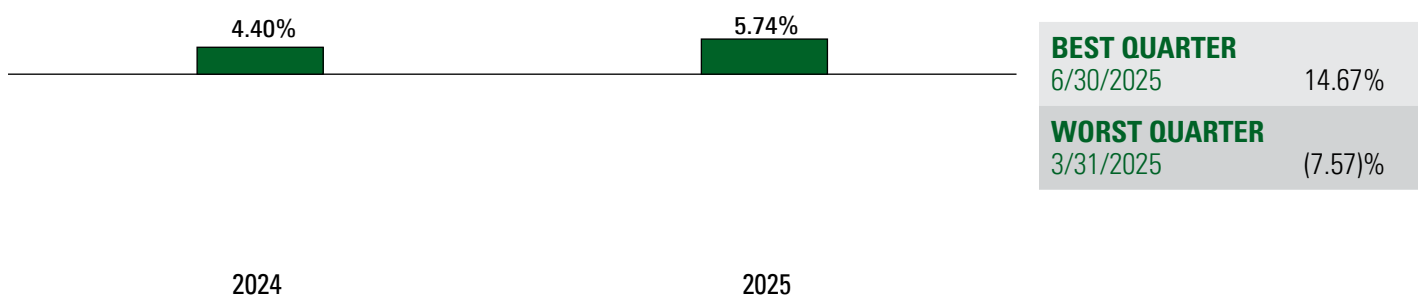
**Small-Capitalization Company Risk** – The Fund is also subject to the risk that small-capitalization stocks may underperform other segments of the equity market or the equity market as a whole. The small capitalization companies that the Fund invests in may be more vulnerable to adverse business or economic events than larger, more established companies. In particular, investments in these small-sized companies may pose additional risks, including liquidity risk, because these companies tend to have limited product lines, markets and financial resources, and may depend upon a relatively small management group. Therefore, small-cap stocks may be more volatile than those of larger companies. These securities may be traded over-the-counter or listed on an exchange.

**Non-Diversification Risk** – The Fund is non-diversified, meaning that it may invest a large percentage of its assets in a single issuer or a relatively small number of issuers. Because the Fund is non-diversified, it may be more susceptible to a single adverse economic or political occurrence affecting one or more of the issuers, and may experience increased volatility due to its investments in those securities. However, the Fund intends to satisfy the diversification requirements for classification as a regulated investment company (a “RIC”) under Subchapter M of the Internal Revenue Code of 1986, as amended (the “Code”).

## PERFORMANCE INFORMATION

The bar chart and the performance table below illustrate the risks and volatility of an investment in the Fund by showing changes in the Fund’s Institutional Shares’ performance from year to year and by showing how the Fund’s average annual total returns for 1 year and since inception compare with those of a broad measure of market performance and a more narrowly based index with characteristics relevant to the Fund’s investment strategies. Of course, the Fund’s past performance (before and after taxes) does not necessarily indicate how the Fund will perform in the future. Updated performance information is available on the Fund’s website at [www.cipvt.com](http://www.cipvt.com) or by calling 1.866.773.3238.

Advisor Shares had not commenced operations as of the date of this prospectus. Therefore, performance information for Advisor Shares is not presented. Advisor Shares would have substantially similar performance as Institutional Shares because the shares are invested in the same portfolio of securities and the returns would generally differ only to the extent that expenses of Advisor Shares are higher than the expenses of Institutional Shares, in which case the returns for Advisor Shares would be lower than those of Institutional Shares.



The performance information shown above is based on a calendar year. The Fund's Institutional Shares' performance from 1/1/26 to 3/31/26 was (9.70)%.

### Average Annual Total Returns for Periods Ended 12.31.25

This table compares the Fund's average annual total returns for the periods ended December 31, 2025 to those of an appropriate broad-based index and a more narrowly based index with characteristics relevant to the Fund's investment strategies.

After-tax returns are calculated using the historical highest individual federal marginal income tax rates and do not reflect the impact of state and local taxes. Actual after-tax returns depend on an investor's tax situation and may differ from those shown. After-tax returns shown are not relevant to investors who hold their Fund shares through tax-deferred arrangements, such as 401(k) plans or IRAs. After-tax returns are shown only for Institutional Shares. After-tax returns for Advisor Shares will vary.

	1 Year	Since Inception
<b>Fund Returns Before Taxes</b>		
Institutional Shares <sup>1</sup>	5.74%	10.73%
<b>Fund Returns After Taxes on Distributions</b>		
Institutional Shares	5.40%	9.92%
<b>Fund Returns After Taxes on Distributions and Sale of Fund Shares</b>		
Institutional Shares	3.61%	8.10%
<b>Russell 3000 Index (reflects no deduction for fees, expenses or taxes)</b>	17.15%	23.65%
<b>Russell Midcap Growth Index (reflects no deduction for fees, expenses or taxes)</b>	8.66%	20.42%

<sup>1</sup> Institutional Shares of the Fund were offered beginning October 16, 2023.

## INVESTMENT ADVISER

Champlain Investment Partners, LLC

## PORTFOLIO MANAGERS

Portfolio Manager	Position with the Adviser	Years of Experience with the Fund
Scott T. Brayman	Chief Investment Officer/Managing Partner	Since Inception (2023)
Joseph M. Caligiuri	Deputy Chief Investment Officer/Partner	Since Inception (2023)
Rachel C. Drakon	Member of the Investment Team	Since Inception (2023)
Ethan C. Ellison	Member of the Investment Team/Principal	Since Inception (2023)
Joseph J. Farley	Member of the Investment Team/Partner	Since Inception (2023)
Robert D. Hallisey	Member of the Investment Team/Partner	Since Inception (2023)
James A. Mallon	Trader/Principal	Since Inception (2023)
Finn R. McCoy	Head Trader/Partner	Since Inception (2023)
Henry C. Sinkula	Member of the Investment Team/Partner	Since Inception (2023)
Jacqueline W. Williams	Member of the Investment Team/Partner	Since Inception (2023)
Courtney A. Flyer	Member of the Investment Team/Principal	Since Inception (2023)

*For important information about the purchase and sale of Fund shares, taxes and financial intermediary compensation, please turn to "Summary Information about Purchasing and Selling Fund Shares, Taxes and Financial Intermediary Compensation" on page 14 of the prospectus.*

## **SUMMARY INFORMATION ABOUT PURCHASING AND SELLING FUND SHARES, TAXES AND FINANCIAL INTERMEDIARY COMPENSATION**

### **Purchase and Sale of Fund Shares**

To purchase Advisor Shares of the Funds for the first time, you must invest at least \$10,000 (\$3,000 for IRAs). To purchase Institutional Shares of the Funds for the first time, you must invest at least \$1,000,000. There is no minimum for subsequent investments. The Funds may accept investments of smaller amounts in their sole discretion.

If you own your shares directly, you may redeem your shares on any day that the New York Stock Exchange (the "NYSE") is open for business (a "Business Day") by contacting the Funds directly by mail at: Champlain Funds, P.O. Box 219009, Kansas City, Missouri 64121-9009 (Express Mail Address: Champlain Funds, c/o SS&C Global Investor & Distribution Solutions, Inc., 801 Pennsylvania Avenue, Suite 219009, Kansas City, Missouri 64105-1307) or telephone at 1.866.773.3238.

If you own your shares through an account with a broker or other institution, contact that broker or other institution to redeem your shares. Your broker or financial intermediary may charge a fee for its services in addition to the fees charged by the Funds.

Advisor Shares of the Champlain Strategic Focus Fund are currently not available for purchase.

### **Tax Information**

The Funds intend to make distributions that may be taxed as ordinary income, qualified dividend income or capital gains, unless you are investing through a tax-deferred arrangement, such as a 401(k) plan or IRA, in which case your distribution will be taxed when withdrawn from the tax-deferred account.

### **Payments to Broker-Dealers and Other Financial Intermediaries**

If you purchase shares of the Funds through a broker-dealer or other financial intermediary (such as a bank), each Fund and its related companies may pay the intermediary for the sale of Fund shares and related services. These payments may create a conflict of interest by influencing the broker-dealer or other intermediary and your salesperson to recommend a Fund over another investment. Ask your salesperson or visit your financial intermediary's website for more information.

## MORE INFORMATION ABOUT RISK

Investing in each Fund involves risk and there is no guarantee that a Fund will achieve its goal. The Adviser's judgments about the markets, the economy, or companies may not anticipate actual market movements, economic conditions or company performance, and these judgments may affect the return on your investment. In fact, no matter how good of a job the Adviser does, you could lose money on your investment in a Fund, just as you could with similar investments.

The value of your investment in a Fund is based on the value of the securities the Fund holds. These prices change daily due to economic and other events that affect particular companies and other issuers. These price movements, sometimes called volatility, may be greater or lesser depending on the types of securities a Fund owns and the markets in which they trade. The effect on a Fund of a change in the value of a single security will depend on how widely the Fund diversifies its holdings.

**Active Management Risk (All Funds)** – Each Fund is subject to the risk that the Adviser's judgments about the attractiveness, value, or potential appreciation of the Fund's investments may prove to be incorrect. If the investments selected and strategies employed by a Fund fail to produce the intended results, the Fund could underperform in comparison to other funds with similar objectives and investment strategies.

**Equity Risk (All Funds)** – Equity securities in which the Funds invest include common stock, preferred stock, convertible debt, warrants and rights, shares of American Depositary Receipts ("ADRs"), and exchange traded funds ("ETFs") that attempt to track the price movement of equity indices. Common stock represents an equity or ownership interest in an issuer. Preferred stock provides a fixed dividend that is paid before any dividends are paid to common stockholders, and which takes precedence over common stock in the event of a liquidation. Like common stock, preferred stocks represent partial ownership in a company, although preferred stock shareholders do not enjoy all of the voting rights of common stockholders. Also, unlike common stock, a preferred stock pays a fixed dividend that does not fluctuate, although the company does not have to pay this dividend if it lacks the financial ability to do so. Investments in equity securities in general are subject to market risks that may cause their prices to fluctuate over time. The value of securities convertible into equity securities, such as warrants or convertible debt, is also affected by prevailing interest rates, the credit quality of the issuer and any call provision. In addition, the impact of any epidemic, pandemic or natural disaster, or widespread fear that such events may occur, could negatively affect the global economy, as well as the economies of individual countries, the financial performance of individual companies and sectors, and the markets in general in significant and unforeseen ways. Any such impact could adversely affect the prices and liquidity of the securities and other instruments in which a Fund invests, which in turn could negatively impact the Fund's performance and cause losses on your investment in the Fund. Recent examples of events that have led to fluctuations in the equity market include pandemic risks related to COVID-19 and aggressive measures taken worldwide in response by governments and businesses, elevated inflation levels, problems in the banking sector and wars in Europe and in the Middle East. Fluctuations in the value of equity securities in which a mutual fund invests will cause a fund's net asset value ("NAV") to fluctuate. An investment in a portfolio of equity securities may be more suitable for long-term investors who can bear the risk of these share price fluctuations.

**Growth Investment Style Risk (Strategic Focus Fund)** – The Strategic Focus Fund invests in equity securities of companies that the Adviser believes will increase their earnings at a certain rate that is generally higher than the rate expected for non-growth companies. If a growth company does not meet these expectations, the price of its stock may decline significantly, even if it has increased earnings. Many growth companies do not pay dividends. Companies that pay dividends often have lower stock price declines during market downturns. Over time, a growth investing style may go in and out of favor, causing the Fund to sometimes underperform other equity funds that use differing investing styles.

**Large-Capitalization Company Risk (Strategic Focus Fund)** – The large-capitalization companies in which the Strategic Focus Fund may invest may lag the performance of smaller capitalization companies because investments in these large-sized companies may experience slower rates of growth than smaller capitalization companies and may not respond as quickly to market changes and opportunities.

**Mid-Capitalization Company Risk (Mid Cap Fund and Strategic Focus Fund)** – The mid-capitalization companies in which the Mid Cap Fund or Strategic Focus Fund may invest may be more vulnerable to adverse business or economic events than larger, more established companies. In particular, investments in these mid-sized companies may pose additional risks, including liquidity risk, because these companies tend to have limited product lines, markets and financial resources, and may depend upon a relatively small management group. Therefore, mid-cap stocks may be more volatile than those of larger companies. These securities may be traded over-the-counter or listed on an exchange.

**Non-Diversification Risk (Strategic Focus Fund)** – The Strategic Focus Fund is non-diversified, which means that it may invest in the securities of relatively few issuers. As a result, the Fund may be more susceptible to a single adverse economic or political occurrence affecting one or more of these issuers and may experience increased volatility due to its investments in those securities.

**Small-Capitalization Company Risk (Small Company Fund and Strategic Focus Fund)** – The Small Company Fund and Strategic Focus Fund are also subject to the risk that small-capitalization stocks may underperform other segments of the equity market or the equity market as a whole. The small-capitalization companies that a Fund invests in may be more vulnerable to adverse business or economic events than larger, more established companies. In particular, investments in these small-sized companies may pose additional risks, including liquidity risk, because these companies tend to have limited product lines, markets and financial resources, and may depend upon a relatively small management group. Therefore, small-cap stocks may be more volatile than those of larger companies. These securities may be traded over-the-counter or listed on an exchange.

## **MORE INFORMATION ABOUT THE FUNDS' INVESTMENT OBJECTIVES AND STRATEGIES**

### **Investment Objectives**

The investment objective of each Fund is to seek capital appreciation. The investment objective of each Fund is a fundamental policy and may not be changed by the Board without shareholder approval.

### **Investment Strategies**

#### ***Champlain Small Company Fund***

Under normal circumstances, the Small Company Fund invests at least 80% of its net assets, plus any borrowings for investment purposes, in securities of small companies. For purposes of this policy, a small company is a company that, at the time of initial purchase, is included in either the S&P SmallCap 600 or the Russell 2000 Index, or that has a market capitalization that falls within the range of the Russell 2000 Index as measured as of the index's most recent annual reconstitution. The Small Company Fund seeks capital appreciation by investing mainly in common stocks of small companies that the Adviser believes have strong long-term fundamentals, superior capital appreciation potential and attractive valuations. Through the consistent execution of a fundamental bottom-up investment process, which focuses on an analysis of individual companies, the Adviser expects to identify a diversified portfolio of small companies which trade at a discount to their estimated intrinsic, or fair values.

The Adviser seeks to mitigate company specific risk by limiting position sizes to 5% of the Small Company Fund's total assets at market value. The Adviser may sell a security when it reaches the Adviser's estimate of its fair value or when new information or fresh perspective about a security invalidates the Adviser's original thesis for making the investment. Additionally, the Adviser may also sell securities in order to maintain the 5% limit on position sizes or when exposure to a sector exceeds the Adviser's sector weight rules, which require that each of the five major sectors (healthcare, consumer, technology, industrial and financial) represent (i) no more than the greater of 25% of the Fund's total assets or 125% of the sector's weighting in the S&P SmallCap 600 Index; and (ii) no less than 75% of the sector's weighting in the S&P SmallCap 600 Index. The Small Company Fund is broadly diversified and seeks to create value primarily through favorable stock selection.

#### ***Champlain Mid Cap Fund***

Under normal circumstances, the Mid Cap Fund invests at least 80% of its net assets, plus any borrowings for investment purposes, in securities of medium-sized companies. For purposes of this policy, a medium-sized company is a company that, at the time of initial purchase, is included in either the S&P MidCap 400 or the Russell Midcap Index, or that has a market capitalization that falls within the range of the Russell Midcap Index as measured as of the index's most recent annual reconstitution. The Mid Cap Fund seeks capital appreciation by investing mainly in common stocks of medium-sized companies that the Adviser believes have strong long-term fundamentals, superior capital appreciation potential and attractive valuations. Through the consistent execution of a fundamental bottom-up investment process, which focuses on an analysis of individual companies, the Adviser expects to identify a diversified portfolio of medium-sized companies that trade at a discount to their estimated intrinsic, or fair values.

The Adviser seeks, under normal circumstances, to mitigate company-specific risk by limiting position sizes to 5% of the Mid Cap Fund's total assets at market value. The Adviser may sell a security when it reaches the Adviser's estimate of its fair value or when new information or fresh perspective about a security invalidates the Adviser's original thesis for making the investment. The Adviser may also sell securities in order to maintain the 5% limit on position sizes or when exposure to a sector exceeds the Adviser's sector weight

rules, which require that each of the five major sectors (healthcare, consumer, technology, industrial and financial) represent no more than 25% of the Mid Cap Fund's total assets. The Mid Cap Fund is broadly diversified and the Adviser seeks to create value primarily through favorable stock selection.

### ***Champlain Strategic Focus Fund***

The Strategic Focus Fund invests primarily in securities of medium- to large-sized companies. For purposes of this strategy, a medium-sized company is a company that, at the time of initial purchase, is included in either the S&P MidCap 400 or the Russell Midcap Index, or that has a market capitalization that falls within the range of the Russell Midcap Index as measured as of the index's most recent annual reconstitution, while a large-sized company would be any whose market capitalization falls above the range of the Russell Midcap Index as measured as of the index's most recent annual reconstitution. The Strategic Focus Fund may also invest in securities of small-sized companies, which the Adviser considers to be a company that, at the time of initial purchase, is included in either the S&P SmallCap 600 or the Russell 2000 Index, or that has a market capitalization that falls within the range of the Russell 2000 Index as measured as of the index's most recent annual reconstitution.

The Strategic Focus Fund seeks capital appreciation by investing mainly in common stocks of companies that the Adviser believes have strong long-term fundamentals, superior capital appreciation potential and attractive valuations. The Adviser seeks to manage business model and valuation risk by utilizing a three-step stock selection process. The first step is sector factors, a set of qualitative judgments that target the most attractive business models. There are specific factors for each of the five major sectors: consumer, financials, health care, industrials, and technology. For example, in the consumer sector, the Adviser focuses on brands and avoids fashion risk. The next step of the process targets specific company attributes, including high or excess returns on capital, strong balance sheets, capable and sincere management, high-quality earnings (e.g., strong operating cash flow), superior growth relative to other companies in the sector and a predictable business model. The third and final step of the process is valuation analysis to determine the Adviser's estimate of fair value, namely the estimate of the present value of future cash flows. The Adviser's sector analysts employ a proprietary discounted cash flow model that expresses the analyst's assessment of a company's fundamentals. The model is designed to incorporate any material considerations in a company's business landscape and is then used to calibrate the company's risk profile against a risk-free rate-of-return that typically remains relatively static.

The Adviser seeks, under normal circumstances, to mitigate company-specific risk by limiting position sizes. Through the consistent execution of a fundamental bottom-up investment process, which focuses on an analysis of individual companies, the Adviser expects to identify a portfolio of fifteen (15) to thirty (30) mid- to large-sized companies that trade at a discount to their estimated intrinsic, or fair values. The Strategic Focus Fund may pursue a "growth style" of investing, meaning that the Strategic Focus Fund may invest in equity securities of companies that the Adviser believes will increase their earnings at a certain rate that is generally higher than the rate expected for non-growth companies.

The Adviser may sell a security when it reaches the Adviser's estimate of its fair value or based on new information or analyses about a security. The Adviser may also sell securities in order to limit position sizes or to reduce sector exposure. The Adviser conducts diligence and monitoring of the Strategic Focus Fund and portfolio investments on an initial and ongoing basis, including the Strategic Focus Fund's compliance with applicable legal and regulatory requirements. In this regard, the Adviser leverages its trade order management system for both pre- and post-trade monitoring of portfolio investment guidelines and restrictions, as well as for compliance with other applicable legal and regulatory requirements. Compliance personnel also perform periodic reviews and communicate with Fund portfolio managers as appropriate.

The Strategic Focus Fund is classified as "non-diversified," which means that it may invest a larger percentage of its assets in a smaller number of issuers than a diversified fund.

### ***All Funds***

The investments and strategies described in this prospectus are those that the Funds use under normal conditions. For temporary defensive or liquidity purposes, each Fund may invest up to 100% of its assets in money market instruments or other cash equivalents that would not ordinarily be consistent with its investment objective. If a Fund invests in this manner, it may not achieve its investment objective. A Fund will do so only if the Adviser believes that the risk of loss outweighs the opportunity to pursue its investment objective.

This prospectus describes the Funds' principal investment strategies, and the Funds will normally invest in the types of securities described in this prospectus. In addition to the securities and other investments and strategies described in this prospectus, each Fund also may invest, to a lesser extent, in other securities, use other strategies and engage in other investment practices that are not part

of its principal investment strategies. These investments and strategies are described in detail in the Funds' Statement of Additional Information ("SAI") (for information on how to obtain a copy of the SAI see the back cover of this prospectus). Of course, there is no guarantee that a Fund will achieve its investment goal.

## INFORMATION ABOUT PORTFOLIO HOLDINGS

A description of the Funds' policy and procedures with respect to the circumstances under which the Funds disclose their portfolio securities is available in the SAI. Certain portfolio holdings information for the Funds is available on the Funds' website – [www.cipvt.com](http://www.cipvt.com) – by clicking the "Investments" link on the homepage followed by the "Mutual Fund" link under the appropriate strategy, followed by the "Fund Fact Sheet" link on the right side of the screen. By clicking these links, you can obtain a list of each Fund's top 10 portfolio holdings as of the end of the most recent month-end. The portfolio holdings information available on the Funds' website includes a top 10 list of the securities owned by each Fund and the percentage of each Fund's overall portfolio represented by each listed security. In addition, the website includes a list of the sectors represented in each Fund's portfolio. The portfolio holdings information on the Funds' website is generally made available 10 to 12 business days following the close of the most recently completed month-end and will remain available until such information is included in a filing with the SEC. The Adviser may exclude any portion of the Funds' portfolio holdings from such publication when deemed in the best interest of the Funds.

## INVESTMENT ADVISER

Champlain Investment Partners, LLC makes investment decisions for the Funds and continuously reviews, supervises and administers each Fund's investment program. The Board oversees the Adviser and establishes policies that the Adviser must follow in its management activities. The Adviser is a Delaware limited liability company formed in 2004 that is independent and employee-owned and offers investment management services for institutions and retail clients. The Adviser's principal place of business is located at 180 Battery Street, Suite 400, Burlington, Vermont 05401. As of March 31, 2026, the Adviser had approximately \$8.23 billion in assets under management.

For its services, the Adviser is entitled to a fee, which is calculated daily and paid monthly, at the following annual rates based on the average daily net assets of each Fund:

Fund	Advisory Fee
Champlain Small Company Fund	0.90% on the first \$250 million in assets; 0.80% on assets over \$250 million
Champlain Mid Cap Fund	0.80% on the first \$250 million in assets; 0.70% on assets over \$250 million
Champlain Strategic Focus Fund	0.80% on the first \$250 million in assets; 0.70% on assets over \$250 million

The Adviser has contractually agreed to waive fees and reimburse expenses to the extent necessary in order to keep total annual Fund operating expenses (excluding interest, taxes, brokerage commissions, acquired fund fees and expenses, other expenditures which are capitalized in accordance with generally accepted accounting principles, and non-routine expenses (collectively, "excluded expenses")) from exceeding the amounts listed in the table below, as a percentage of average daily net assets of the separate share classes of each Fund, until April 30, 2027.

Champlain Small Company Fund	
Advisor Shares	1.30%
Institutional Shares	1.05%
Champlain Mid Cap Fund	
Advisor Shares	1.20%
Institutional Shares	0.95%
Champlain Strategic Focus Fund	
Advisor Shares	1.10%
Institutional Shares	0.85%

In addition, the Adviser may receive from the Fund the difference between the total annual Fund operating expenses (not including excluded expenses) and the expense cap to recoup all or a portion of its prior fee waivers or expense reimbursements made during the three-year period preceding the recoupment if at any point total annual Fund operating expenses (not including excluded expenses) are below a Fund's expense cap (i) at the time of the fee waiver and/or expense reimbursement and (ii) at the time of the recoupment. This agreement may be terminated: (i) by the Board, for any reason at any time; or (ii) by the Adviser, upon ninety (90) days' prior written notice to the Trust, effective as of the close of business on April 30, 2027.

For the fiscal year ended December 31, 2025, the Adviser received advisory fees, stated as a percentage of average daily net assets of each Fund, as follows:

Fund	Advisory Fees paid
Champlain Small Company Fund	0.81%
Champlain Mid Cap Fund	0.70%
Champlain Strategic Focus Fund	0.00%

A discussion regarding the basis for the Board's approval of the investment advisory agreement for the Funds is available in the Funds' reports filed on Form-CSR for the fiscal year ended December 31, 2025.

## PORTFOLIO MANAGERS

The Funds are managed by the following team of investment professionals headed by Scott T. Brayman, Chartered Financial Analyst ("CFA"). The portfolio managers are jointly and primarily responsible for the day-to-day management of each Fund's portfolio.

Portfolio Manager	Position with the Adviser	Years of Industry Experience
Scott T. Brayman	Chief Investment Officer /Managing Partner	42
Joseph M. Caligiuri	Deputy Chief Investment Officer /Partner	17
Rachel C. Drakon	Member of the Investment Team	5
Ethan C. Ellison	Member of the Investment Team/Principal	9
Joseph J. Farley	Member of the Investment Team/Partner	33
Robert D. Hallisey	Member of the Investment Team/Partner	32
James A. Mallon	Trader/Principal	10
Finn R. McCoy	Head Trader/Partner	19
Henry C. Sinkula	Member of the Investment Team/Partner	10
Jacqueline W. Williams	Member of the Investment Team/Partner	29
Courtney A. Flyer	Member of the Investment Team/Principal	15

Mr. Scott T. Brayman, CFA, has served as Chief Investment Officer and Managing Partner of the Adviser since September 2004. In addition, Mr. Brayman has led the Adviser's investment team since the firm's inception in September 2004. Prior to joining the Adviser, Mr. Brayman was a Senior Vice President at NL Capital Management, Inc. ("NL Capital") and served as a portfolio manager at Sentinel Advisors Company ("Sentinel") where he was responsible for managing small-cap and core mid-cap strategies. He also spent time as a portfolio manager and Director of Marketing at Argyle Capital Management in Allentown, Pennsylvania before joining NL Capital Management. Mr. Brayman began his career as a credit analyst with the First National Bank of Maryland. Mr. Brayman graduated cum laude from the University of Delaware with a Bachelor's Degree in Business Administration. He earned his CFA designation in 1995 and is a member of the CFA Institute and the Vermont CFA Society. He has more than 42 years of investment experience.

Mr. Joseph M. Caligiuri, CFA, Deputy Chief Investment Officer and Partner of the Adviser, joined the Adviser in 2008 as an Operations Analyst and moved to the investment team in 2010. His experience includes internships at Sheaffer & Roland Consulting Engineers as a business operations analyst and Sopher Investment Management as an assistant research analyst. Mr. Caligiuri graduated from Saint Michael's College with a Bachelor of Arts in Philosophy. He earned his CFA designation in 2015 and is a member of the CFA Institute and the Vermont CFA Society. He has more than 17 years of investment experience.

Ms. Rachel C. Drakon, CFA, has been a member of the investment team of the Adviser since 2020. Prior to joining full-time, Ms. Drakon worked as an intern for the Adviser, and as a Peer Finance Coach at Champlain College where she developed investment-focused financial literacy curriculum. Ms. Drakon graduated summa cum laude from Champlain College with a Bachelor of Science degree in Finance. She earned her CFA designation in 2022 and is a member of the CFA Institute and the CFA Society Vermont. She has more than 5 years of investment experience.

Mr. Ethan C. Ellison, CFA, has been a member of the investment team of the Adviser since July 2020. Prior to joining the Adviser, Mr. Ellison was a Vice President in the Equity Research Department at Morgan Stanley where he focused on power, utilities, and clean technology stocks. Before his time on Wall Street, Mr. Ellison served for six years in the United States Air Force, most notably as a Space Operations Analyst. Mr. Ellison graduated from the University of Vermont with a Bachelor of Science degree in Business Administration, earned his Master of Science in Financial Analysis from the University of San Francisco, and earned his Master of Business Administration, with distinction, from New York University's Stern School of Business. He earned his CFA designation in 2020 and is a member of the CFA Institute and the CFA Society Vermont. He has more than 9 years of investment experience.

Mr. Joseph J. Farley, Partner of the Adviser, has been a member of the investment team since August 2014. Prior to joining the Adviser, Mr. Farley was a founder and portfolio manager of Kelvingrove Partners, LLC, an investment management firm focused on technology, media, and telecommunications, where he was employed from 2008 to 2013. His investment management career began at Private Capital Management, where he was the managing director of investment research and a portfolio manager. Mr. Farley spent over 10 years as a securities analyst on Wall Street, and held senior investment research and management roles at Morgan Stanley, Donaldson Lufkin & Jenrette, and UBS. He began his career as a market analyst with AT&T. Mr. Farley earned both his Master and Bachelor of Arts degrees from the University at Albany, State University of New York. He has more than 33 years of investment experience.

Mr. Robert D. Hallisey, Partner of the Adviser, has been a member of the investment team of the Adviser since August 2016. Prior to joining the Adviser, Mr. Hallisey was a member of Fidelity's fund manager due diligence team. Mr. Hallisey's experience includes coverage of the small and mid cap health care sector at BlackRock, Sirios Capital, and John Hancock Funds. Mr. Hallisey graduated from Saint Michael's College with a Bachelor of Science in Business Administration and earned his MBA from Babson College. He has more than 32 years of investment experience.

Mr. James A. Mallon joined the Adviser in 2015 as an Associate – Operations & Compliance, transitioned to focus solely on compliance in the fall of 2017, and moved to the trading desk in 2023. His prior experience includes a summer internship with LL Global. Mr. Mallon graduated from Colgate University with a Bachelor of Arts degree in Psychology and was awarded the Investment Foundations certificate by the CFA Institute in 2017. Mr. Mallon brings over 10 years of industry experience to his role with the Adviser.

Mr. Finn R. McCoy, Partner of the Adviser, joined Champlain as an Operations Analyst in 2006 and moved to the trading desk in 2008. Prior to joining the Adviser, Mr. McCoy held internships with the offices of United States Senators Patrick Leahy and James Jeffords and also spent a semester studying abroad in Buenos Aires, Argentina. Mr. McCoy graduated with honors with a Bachelor of Arts in Economics from the University of Vermont in May 2006. He has more than 19 years of investment experience.

Mr. Henry C. Sinkula, CFA, Partner of the Adviser, joined Champlain as a Quantitative Analyst in 2015 supporting the firm's strategies with portfolio analytics, risk monitoring, and quantitative research before joining the emerging markets team in 2018, and then joining the Adviser's small and mid cap investment team as a financials analyst in 2022. Prior to joining the Adviser, Mr. Sinkula was an intern with the Adviser and held a summer analyst position with NASDAQ's New Listings and Capital Markets team in New York. Mr. Sinkula graduated from the University of Vermont with a Bachelor of Science degree in Finance and a minor in Economics. Mr. Sinkula earned his CFA designation in 2018 and is a member of the CFA Institute and the CFA Society Vermont. He has more than 10 years of investment management experience.

Ms. Jacqueline W. Williams, CFA, Partner of the Adviser, joined Champlain in July 2019. She is an analyst for the healthcare sector on the investment team. Prior to joining Champlain in July 2019, Ms. Williams held Vice President, Equity Analyst roles at GW&K Investment Management - where she focused on small and mid cap health care equities - and with AlphaOne Capital Partners, where she focused on small and micro cap health care and industrial equities. Ms. Williams graduated from Colgate University with a

Bachelor of Arts degree in Economics and German Literature and earned her Masters of Business Administration degree from NYU's Leonard Stern School of Business. Ms. Williams earned her CFA designation in 2004 and is a member of the CFA Institute and the Boston CFA Society. She has more than 29 years of investment experience.

Ms. Courtney A. Flyer, CFA, has been a member of the investment team of the Adviser since May 2018. Prior to joining the Adviser, Ms. Willson held Equity Research Associate roles with Cowen & Company from 2014 to 2018, where she focused on retailing/specialty stores, luxury, broadlines, and department stores, and RBC Capital Markets from 2011 to 2014, where she focused on apparel retail. Ms. Willson earned her CFA designation in 2022 and is a member of the CFA Institute and CFA Society Vermont. Ms. Willson graduated with a Bachelor of Arts in Economics and Sociology from Boston College. She has more than 15 years of investment experience.

The SAI provides additional information about the portfolio managers' compensation, other accounts managed and ownership of Fund shares.

## PURCHASING, SELLING AND EXCHANGING FUND SHARES

This section tells you how to purchase, sell (sometimes called "redeem") and exchange shares of the Funds.

Advisor and Institutional Shares of the Funds are for individual and institutional investors.

For information regarding the federal income tax consequences of transactions in shares of a Fund, including information about cost basis reporting, see "Taxes."

### How to Purchase Fund Shares

To purchase shares directly from the Funds through their transfer agent, complete and send in the application. If you need an application or have questions, please call 1.866.773.3238.

All investments must be made by check, Automated Clearing House ("ACH"), or wire. All checks must be made payable in U.S. dollars and drawn on U.S. financial institutions. The Funds do not accept purchases made by third-party checks, credit cards, credit card checks, cash, traveler's checks, money orders or cashier's checks.

The Funds reserve the right to reject any specific purchase order for any reason. The Funds are not intended for short-term trading by shareholders in response to short-term market fluctuations. For more information about the Funds' policy on short-term trading, see "Excessive Trading Policies and Procedures."

The Funds do not generally accept investments by non-U.S. persons. Non-U.S. persons may be permitted to invest in the Funds subject to the satisfaction of enhanced due diligence. Please contact the Funds for more information.

### By Mail

You can open an account with the Funds by sending a check and your account application to the address below. You can add to an existing account by sending the Funds a check and, if possible, the "Invest by Mail" stub that accompanies your confirmation statement. Be sure your check identifies clearly your name, your account number, the Fund name and the share class.

Regular Mail Address	Express Mail Address
Champlain Funds P.O. Box 219009 Kansas City, MO 64121-9009	Champlain Funds c/o SS&C Global Investor & Distribution Solutions, Inc. 801 Pennsylvania Avenue Suite 219009 Kansas City, MO 64105-1307

The Funds do not consider the U.S. Postal Service or other independent delivery services to be their agents. Therefore, deposit in the mail or with such services of purchase orders does not constitute receipt by the Funds' transfer agent. The share price used to fill the purchase order is the next price calculated by a Fund after the Funds' transfer agent receives and accepts the order in good order at the P.O. Box provided for regular mail delivery or the office address provided for express mail delivery.

## By Wire

To open an account by wire, first call 1.866.773.3238 for details. To add to an existing account by wire, wire your money using the wiring instructions set forth below (be sure to include the Fund name, the share class and your account number). The share price used to fill the purchase order is the next price calculated by a Fund after the Fund's transfer agent receives and accepts the wire in good order.

### Wiring Instructions

UMB Bank, N.A.  
ABA #101000695  
Champlain Funds  
DDA Account #9870523965  
Ref: Fund name/account number/account name/share class

## By Automatic Investment Plan (Via ACH) (for Advisor Shares only)

You may not open an account via ACH. However, once you have established an account, you can set up an automatic investment plan by mailing a completed application to the Funds. These purchases can be made monthly, quarterly, semi-annually or annually in amounts of at least \$25. To cancel or change a plan, write to the Funds at: Champlain Funds, P.O. Box 219009, Kansas City, MO 64121-9009 (Express Mail Address: Champlain Funds, c/o SS&C Global Investor & Distribution Solutions, Inc., 801 Pennsylvania Avenue, Kansas City, MO 64105-1307). Allow up to 15 days to create the plan and 3 days to cancel or change it.

## Purchases In-Kind

Subject to the approval of the Funds, an investor may purchase shares of a Fund with liquid securities and other assets that are eligible for purchase by the Fund (consistent with the Fund's investment policies and restrictions) and that have a value that is readily ascertainable in accordance with the valuation procedures used by the Funds. These transactions will be effected only if the Adviser deems the security to be an appropriate investment for the Fund. Assets purchased by the Fund in such a transaction will be valued in accordance with the valuation procedures used by the Funds. The Funds reserve the right to amend or terminate this practice at any time.

## Minimum Purchases

To purchase Advisor Shares of the Funds for the first time, you must invest at least \$10,000 (\$3,000 for IRAs). To purchase Institutional Shares of the Funds for the first time, you must invest at least \$1,000,000. There is no minimum for subsequent investments. A Fund may accept investments of smaller amounts in its sole discretion.

Advisor Shares of the Champlain Strategic Focus Fund are currently not available for purchase.

## Fund Codes

Each Fund's reference information, which is listed below, will be helpful to you when you contact the Fund to purchase Advisor or Institutional Shares, exchange shares, check a Fund's daily NAV or obtain additional information.

Fund Name	Share Class	Trading Symbol	CUSIP	Fund Code
Champlain Small Company Fund	Advisor Shares	CIPSX	00764Q405	1352
	Institutional Shares	CIPNX	00766Y190	1353
Champlain Mid Cap Fund	Advisor Shares	CIPMX	00764Q744	1354
	Institutional Shares	CIPIX	00766Y513	1355
Champlain Strategic Focus Fund	Advisor Shares	CIPRX	00791R400	1350
	Institutional Shares	CIPTX	00791R509	1351

## General Information

You may purchase shares on any Business Day. Shares cannot be purchased by Federal Reserve wire on days when either the NYSE or the Federal Reserve is closed. The price per share will be the NAV next determined after a Fund or an authorized institution (as defined below) receives and accepts your purchase order in good order. "Good order" means that a Fund was provided a complete and signed account application, including the investor's social security number or tax identification number, and other identification required by law or regulation, as well as sufficient purchase proceeds. Purchase orders that are not in good order cannot be accepted and processed even if money to purchase shares has been submitted by wire, check or ACH.

Each Fund calculates its NAV once each Business Day as of the close of normal trading on the NYSE (normally, 4:00 p.m., Eastern Time). To receive the current Business Day's NAV, a Fund or an authorized institution must receive and accept your purchase order in good order before 4:00 p.m., Eastern Time. If your purchase order is not received and accepted in good order before the close of normal trading on the NYSE, you will receive the NAV calculated on the subsequent Business Day on which your order is received and accepted in good order. If the NYSE closes early, as in the case of scheduled half-day trading or unscheduled suspensions of trading, a Fund reserves the right to calculate NAV as of the earlier closing time. A Fund will not accept orders that request a particular day or price for the transaction or any other special conditions. Shares will only be priced on Business Days. Since securities that are traded on foreign exchanges may trade on days that are not Business Days, the value of a Fund's assets may change on days when you are unable to purchase or redeem shares.

## Buying or Selling Shares through a Financial Intermediary

In addition to being able to buy and sell Fund shares directly from the Funds through their transfer agent, you may also buy or sell shares of the Funds through accounts with financial intermediaries such as brokers and other institutions that are authorized to place trades in Fund shares for their customers. When you purchase or sell Fund shares through a financial intermediary (rather than directly from the Funds), you may have to transmit your purchase and sale requests to the financial intermediary at an earlier time for your transaction to become effective that day. This allows the financial intermediary time to process your requests and transmit them to the Funds prior to the time the Funds calculate their NAV that day. Your financial intermediary is responsible for transmitting all purchase and redemption requests, investment information, documentation and money to the Funds on time. If your financial intermediary fails to do so, it may be responsible for any resulting fees or losses. Unless your financial intermediary is an authorized institution, orders transmitted by the financial intermediary and received by the Funds after the time NAV is calculated for a particular day will receive the following day's NAV.

Certain financial intermediaries, including certain broker-dealers and shareholder organizations, are authorized to act as agent on behalf of the Funds with respect to the receipt of purchase and redemption orders for Fund shares ("authorized institutions"). Authorized institutions are also authorized to designate other intermediaries to receive purchase and redemption orders on a Fund's behalf. A Fund will be deemed to have received a purchase or redemption order when an authorized institution or, if applicable, an authorized institution's designee, receives the order. Orders will be priced at a Fund's next computed NAV after they are received by an authorized institution or an authorized institution's designee. To determine whether your financial intermediary is an authorized institution or an authorized institution's designee such that it may act as agent on behalf of a Fund with respect to purchase and redemption orders for Fund shares, you should contact your financial intermediary directly.

If you deal directly with a financial intermediary, you will have to follow its procedures for transacting with the Funds. Your financial intermediary may charge a fee for your purchase and/or redemption transactions. For more information about how to purchase or sell Fund shares through a financial intermediary, you should contact your financial intermediary directly.

## How the Funds Calculate NAV

The NAV of a class of a Fund's shares is determined by dividing the total value of the Fund's portfolio investments and other assets attributable to the class, less any liabilities attributable to the class, by the total number of shares outstanding of the class. In calculating NAV, each Fund generally values its investment portfolio at market price. If market prices are not readily available or they are unreliable, such as in the case of a security value that has been materially affected by events occurring after the relevant market closes, securities are valued at fair value. The Board has designated the Adviser as the Funds' valuation designee to make all fair value determinations with respect to the Funds' portfolio investments, subject to the Board's oversight. The Adviser has adopted and implemented policies and procedures to be followed when making fair value determinations, and it established a Valuation Committee through which the Adviser makes fair value determinations. The Adviser's determination of a security's fair value price often involves the consideration of a number of subjective factors, and is therefore subject to the unavoidable risk that the value that is assigned to a security may be higher or lower than the security's value would be if a reliable market quotation for the security was readily available.

There may be limited circumstances in which the Adviser would price securities at fair value for stocks of U.S. companies that are traded on U.S. exchanges – for example, if the exchange on which a portfolio security is principally traded closed early or if trading in a particular security was halted during the day and did not resume prior to the time a Fund calculated its NAV.

Other assets for which market quotations are not readily available will be valued at their fair value as determined in good faith by the Adviser, subject to Board oversight.

## How to Sell Your Fund Shares

If you own your shares directly, you may sell your shares on any Business Day by contacting the Funds' transfer agent directly by mail or telephone.

If you own your shares through an account with a broker or other institution, contact that broker or institution to sell your shares. Your broker or institution may charge a fee for its services, in addition to the fees charged by the Funds.

The sale price of each share will be the NAV next determined after a Fund receives and accepts your request in good order.

### By Mail

To redeem shares by mail, please send a letter to the Funds signed by all registered parties on the account specifying:

- The Fund name;
- The share class;
- The account number;
- The dollar amount or number of shares you wish to redeem;
- The account name(s); and
- The address to which redemption (sale) proceeds should be sent.

All registered shareholders must sign the letter in the exact name(s) and must designate any special capacity in which they are registered.

Regular Mail Address	Express Mail Address
Champlain Funds P.O. Box 219009 Kansas City, MO 64121-9009	Champlain Funds c/o SS&C Global Investor & Distribution Solutions, Inc. 801 Pennsylvania Avenue Suite 219009 Kansas City, MO 64105-1307

The Funds do not consider the U.S. Postal Service or other independent delivery services to be their agents. Therefore, deposit in the mail or with such services of sell orders does not constitute receipt by the Funds' transfer agent. The share price used to fill the sell order is the next price calculated by a Fund after the Funds' transfer agent receives and accepts the order in good order at the P.O. Box provided for regular mail delivery or the office address provided for express mail delivery.

Certain redemption requests will require a signature guarantee by an eligible guarantor institution. Eligible guarantors include commercial banks, savings and loans, savings banks, trust companies, credit unions, member firms of a national stock exchange, or any other member or participant of an approved signature guarantor program. For example, signature guarantees may be required if your address of record has changed in the last 30 days, if you want the proceeds sent to a bank other than the bank of record on your account, or if you ask that the proceeds be sent to a different person or address. Please note that a notary public is not an acceptable provider of a signature guarantee and that we must be provided with the original guarantee. Signature guarantees are for the protection of our shareholders. Before it grants a redemption request, a Fund may require a shareholder to furnish additional legal documents to ensure proper authorization.

Accounts held by a corporation, trust, fiduciary or partnership, may require additional documentation along with a signature guaranteed letter of instruction. The Funds participate in the Paperless Legal Program (the "Program"), which eliminates the need for accompanying paper documentation on legal securities transfers. Requests received with a Medallion Signature Guarantee will be reviewed for the proper criteria to meet the guidelines of the Program and may not require additional documentation. Please contact Shareholder Services at 1-866-773-3238 for more information.

### **By Telephone**

You must first establish the telephone redemption privilege (and, if desired, the wire and/or ACH redemption privilege) by completing the appropriate sections of the account application.

Call 1.866.773.3238 to redeem your shares. Based on your instructions, the Funds will mail your proceeds to you or send them to your bank via wire or ACH.

### **By Systematic Withdrawal Plan (Via ACH) (for Advisor Shares only)**

If your account balance is at least \$25,000, you may transfer as little as \$100 per month from your account to another financial institution through a Systematic Withdrawal Plan (via ACH). To participate in this service, you must complete the appropriate sections of the account application and mail it to the Funds.

### **Receiving Your Money**

Normally, the Funds will send your sale proceeds within one Business Day after they receive your redemption request. The Funds, however, may take up to seven days to pay redemption proceeds. Your proceeds can be wired to your bank account (may be subject to a \$10 fee), sent to you by check or sent via ACH to your bank account if you have established banking instructions with the Funds. **If you are selling shares that were recently purchased by check or through ACH, redemption proceeds may not be available until your check has cleared or the ACH transaction has been completed (which may take up to 15 days from your date of purchase).**

The Funds typically expect to sell portfolio assets and/or hold cash or cash equivalents to meet redemption requests. On a less regular basis, the Funds may also meet redemption requests by drawing on a line of credit, using short-term borrowings from their custodians and/or redeeming shares in-kind (as described below). These methods may be used during both normal and stressed market conditions.

### **Redemptions in Kind**

The Funds generally pay sale (redemption) proceeds in cash. However, under unusual conditions that make the payment of cash unwise and for the protection of a Fund's remaining shareholders, the Fund might pay all or part of your redemption proceeds in securities with a market value equal to the redemption price (redemption in kind). It is highly unlikely that your shares would ever be redeemed in kind, but if they were, you would have to pay transaction costs to sell the securities distributed to you, as well as taxes on any capital gains from the sale as with any redemption. In addition, you would continue to be subject to the risks of any market fluctuation in the value of the securities you receive in kind until they are sold.

### **Involuntary Redemptions of Your Shares**

If your Advisor Shares account balance drops below \$10,000 (\$3,000 for IRAs) or your Institutional Shares account balance drops below \$250,000 because of redemptions you may be required to sell your shares. The Funds generally will provide you at least 30 days' written notice to give you time to add to your account and avoid the sale of your shares.

### **Suspension of Your Right to Sell Your Shares**

The Funds may suspend your right to sell your shares or delay payment of redemption proceeds for more than seven days during times when the NYSE is closed, other than during customary weekends or holidays, or as otherwise permitted by the U.S. Securities and Exchange Commission (the "SEC"). More information about this is in the SAI.

## Exchanging Shares

At no charge, you may exchange Institutional Shares or Advisor Shares of a Fund for shares of the same class of another Fund, where offered, by writing to or calling the Funds. At no charge, you may also exchange between different share classes of the same Fund by writing to or calling the Funds, subject to the eligibility requirements and the fees and expenses of the share class you exchange into, as set forth in this prospectus. You may only exchange shares between accounts with identical registrations (i.e., the same names and addresses). An exchange between share classes of the same Fund is not a taxable event.

The exchange privilege is not intended as a vehicle for short-term or excessive trading. A Fund may suspend or terminate your exchange privilege if you engage in a pattern of exchanges that is excessive, as determined in the sole discretion of the Funds. For more information about the Funds' policy on excessive trading, see "Excessive Trading Policies and Procedures."

## Telephone Transactions

Purchasing, selling and exchanging Fund shares over the telephone is extremely convenient, but not without risk. Although the Funds have certain safeguards and procedures to confirm the identity of callers and the authenticity of instructions, the Funds are not responsible for any losses or costs incurred by following telephone instructions they reasonably believe to be genuine. If you or your financial intermediary transact with the Funds over the telephone, you will generally bear the risk of any loss.

## OTHER POLICIES

### Excessive Trading Policies and Procedures

The Funds are intended for long-term investment purposes only and discourage shareholders from engaging in "market timing" or other types of excessive short-term trading. This frequent trading into and out of a Fund may present risks to the Fund's long-term shareholders, and could adversely affect shareholder returns. The risks posed by frequent trading include interfering with the efficient implementation of a Fund's investment strategy, triggering the recognition of taxable gains and losses on the sale of Fund investments, requiring the Fund to maintain higher cash balances to meet redemption requests, and experiencing increased transaction costs.

Because the Funds invest in small- and mid-cap securities, which often trade in lower volumes and may be less liquid, the Funds may be more susceptible to the risks posed by frequent trading because frequent transactions in the Funds' shares may have a greater impact on the market prices of these types of securities.

The Funds' service providers will take steps reasonably designed to detect and deter frequent trading by shareholders pursuant to the Funds' policies and procedures described in this prospectus and approved by the Board. For purposes of applying these policies, the Funds' service providers may consider the trading history of accounts under common ownership or control. The Funds' policies and procedures include:

- Shareholders are restricted from making more than five (5) "round trips," including exchanges into or out of a Fund, per calendar year. If a shareholder exceeds this amount, the Fund and/or its service providers may, at their discretion, reject any additional purchase or exchange orders. The Funds define a round trip as a purchase or exchange into a Fund by a shareholder, followed by a subsequent redemption out of the Fund, of an amount the Adviser reasonably believes would be harmful or disruptive to the Fund.
- The Funds reserve the right to reject any purchase or exchange request by any investor or group of investors for any reason without prior notice, including, in particular, if a Fund or the Adviser reasonably believes that the trading activity would be harmful or disruptive to the Fund.

The Funds and/or their service providers seek to apply these policies to the best of their abilities uniformly and in a manner they believe is consistent with the interests of the Funds' long-term shareholders. Although these policies are designed to deter frequent trading, none of these measures alone nor all of them taken together eliminate the possibility that frequent trading in the Funds will occur. Systematic purchases and redemptions are exempt from these policies.

Financial intermediaries (such as investment advisers and broker-dealers) often establish omnibus accounts in the Funds for their customers through which transactions are placed. The Funds have entered into "information sharing agreements" with these financial intermediaries, which permit the Funds to obtain, upon request, information about the trading activity of the intermediary's customers that invest in the Funds. If the Funds or their service providers identify omnibus account level trading patterns that have the potential to be detrimental to the Funds, the Funds or their service providers may, in their sole discretion, request from the financial intermediary information concerning the trading activity of its customers. Based upon a review of that information, if the Funds or their service

providers determine that the trading activity of any customer may be detrimental to the Funds, they may, in their sole discretion, request the financial intermediary to restrict or limit further trading in the Funds by that customer. If the Funds are not satisfied that the intermediary has taken appropriate action, the Funds may terminate the intermediary's ability to transact in Fund shares. When information regarding transactions in the Funds' shares is requested by the Funds and such information is in the possession of a person that is itself a financial intermediary to a financial intermediary (an "indirect intermediary"), any financial intermediary with whom the Funds have an information sharing agreement is obligated to obtain transaction information from the indirect intermediary or, if directed by the Funds, to restrict or prohibit the indirect intermediary from purchasing shares of the Funds on behalf of other persons.

The Funds and their service providers will use reasonable efforts to work with financial intermediaries to identify excessive short-term trading in omnibus accounts that may be detrimental to the Funds. However, there can be no assurance that the monitoring of omnibus account level trading will enable the Funds to identify or prevent all such trading by a financial intermediary's customers. Please contact your financial intermediary for more information.

### **Customer Identification and Verification**

To help the government fight the funding of terrorism and money laundering activities, federal law requires all financial institutions to obtain, verify, and record information that identifies each person who opens an account.

What this means to you: When you open an account, the Funds will ask your name, address, date of birth, and other information that will allow the Funds to identify you. This information is subject to verification to ensure the identity of all persons opening a mutual fund account.

The Funds are required by law to reject your new account application if the required identifying information is not provided.

In certain instances, the Funds are required to collect documents to fulfill their legal obligation. Documents provided in connection with your application will be used solely to establish and verify your identity.

Attempts to collect the missing information required on the application will be performed by either contacting you or, if applicable, your broker. If this information cannot be obtained within a reasonable timeframe established in the sole discretion of the Funds, your application will be rejected.

Upon receipt of your application in good order (or upon receipt of all identifying information required on the application), your investment will be accepted and your order will be processed at the next-determined NAV.

Each Fund reserves the right to close or liquidate your account at the next determined NAV and remit proceeds to you via check if it is unable to verify your identity. Attempts to verify your identity will be performed within a reasonable timeframe established in the sole discretion of the Funds. Further, each Fund reserves the right to hold your proceeds until your original check clears the bank, which may take up to 15 days from the date of purchase. In such an instance, you may be subject to a gain or loss on Fund shares and will be subject to corresponding tax implications.

### **Anti-Money Laundering Program**

Customer identification and verification is part of the Funds' overall obligation to deter money laundering under federal law. The Funds have adopted an anti-money laundering compliance program designed to prevent the Funds from being used for money laundering or the financing of illegal activities. In this regard, the Funds reserve the right to: (i) refuse, cancel or rescind any purchase or exchange order; (ii) freeze any account and/or suspend account services; or (iii) involuntarily close your account in cases of threatening conduct or suspected fraudulent or illegal activity. These actions will be taken when, in the sole discretion of Fund management, they are deemed to be in the best interest of a Fund or in cases when a Fund is requested or compelled to do so by governmental or law enforcement authority. If your account is closed at the request of governmental or law enforcement authority, you may not receive proceeds of the redemption if the Funds are required to withhold such proceeds.

### **Unclaimed Property**

Each state has unclaimed property rules that generally provide for escheatment (or transfer) to the state of unclaimed property under various circumstances. Such circumstances include inactivity (e.g., no owner-initiated contact for a certain period), returned mail (e.g., when mail sent to a shareholder is returned by the post office, or "RPO," as undeliverable), or a combination of both inactivity and returned mail. Once it flags property as unclaimed, the applicable Fund will attempt to contact the shareholder, but if that attempt is unsuccessful, the account may be considered abandoned and escheated to the state.

Shareholders that reside in the state of Texas may designate a representative to receive escheatment notifications by completing and submitting a designation form that can be found on the website of the Texas Comptroller. While the designated representative does not have any rights to claim or access the shareholder's account or assets, the escheatment period will cease if the representative communicates knowledge of the shareholder's location and confirms that the shareholder has not abandoned his or her property. A completed designation form may be mailed to the Funds (if shares are held directly with the Funds) or to the shareholder's financial intermediary (if shares are not held directly with the Funds).

More information on unclaimed property and how to maintain an active account is available through your state or by calling 1.866.773.3238.

## **PAYMENTS TO FINANCIAL INTERMEDIARIES**

The Funds and/or the Adviser may compensate financial intermediaries for providing a variety of services to the Funds and/or their shareholders. Financial intermediaries include affiliated or unaffiliated brokers, dealers, banks (including bank trust departments), trust companies, registered investment advisers, financial planners, retirement plan administrators, insurance companies, and any other institution having a service, administration, or any similar arrangement with the Funds, their service providers or their respective affiliates. This section briefly describes how financial intermediaries may be paid for providing these services. For more information please see "Payments to Financial Intermediaries" in the SAI.

### **Distribution Plan**

The Funds have adopted a distribution plan under Rule 12b-1 of the Investment Company Act of 1940, as amended (the "1940 Act"), for Advisor Shares that allows the Funds to pay distribution and/or service fees for the sale and distribution of Fund shares, and for services provided to shareholders. Because these fees are paid out of a Fund's assets on an on-going basis, over time these fees will increase the cost of your investment and may cost you more than paying other types of sales charges. The maximum annual Rule 12b-1 fee for Advisor Shares of a Fund is 0.25%.

### **Other Payments by the Funds**

The Funds may enter into agreements with financial intermediaries pursuant to which the Funds may pay financial intermediaries for non-distribution-related sub-transfer agency, administrative, sub-accounting, and other shareholder services. Payments made pursuant to such agreements are generally based on either (1) a percentage of the average daily net assets of Fund shareholders serviced by a financial intermediary, or (2) the number of Fund shareholders serviced by a financial intermediary. Any payments made pursuant to such agreements may be in addition to, rather than in lieu of, distribution fees the Funds may pay to financial intermediaries pursuant to the Funds' distribution plan.

### **Payments by the Adviser**

From time to time, the Adviser and/or its affiliates, in their discretion, may make payments to certain affiliated or unaffiliated financial intermediaries to compensate them for the costs associated with distribution, marketing, administration and shareholder servicing support for the Funds. These payments are sometimes characterized as "revenue sharing" payments and are made out of the Adviser's and/or its affiliates' own legitimate profits or other resources, and may be in addition to any payments made to financial intermediaries by the Funds. A financial intermediary may provide these services with respect to Fund shares sold or held through programs such as retirement plans, qualified tuition programs, fund supermarkets, fee-based advisory or wrap fee programs, bank trust programs, and insurance (e.g., individual or group annuity) programs. In addition, financial intermediaries may receive payments for making shares of the Funds available to their customers or registered representatives, including providing the Funds with "shelf space," placing them on a preferred or recommended fund list, or promoting the Funds in certain sales programs that are sponsored by financial intermediaries. To the extent permitted by SEC and Financial Industry Regulatory Authority ("FINRA") rules and other applicable laws and regulations, the Adviser and/or its affiliates may pay or allow other promotional incentives or payments to financial intermediaries.

The level of payments made by the Adviser and/or its affiliates to individual financial intermediaries varies in any given year and may be negotiated on the basis of sales of Fund shares, the amount of Fund assets serviced by the financial intermediary or the quality of the financial intermediary's relationship with the Adviser and/or its affiliates. These payments may be more or less than the payments received by the financial intermediaries from other mutual funds and may influence a financial intermediary to favor the sales of certain funds or share classes over others. In certain instances, the payments could be significant and may cause a conflict of interest for your financial intermediary. Any such payments will not change the NAV or price of a Fund's shares. Please contact your financial intermediary for information about any payments it may receive in connection with the sale of Fund shares or the provision of services to Fund shareholders.

In addition to these payments, your financial intermediary may charge you account fees, commissions or transaction fees for buying or redeeming shares of the Funds, or other fees for servicing your account. Your financial intermediary should provide a schedule of its fees and services to you upon request.

## DIVIDENDS AND DISTRIBUTIONS

Normally, each Fund distributes its net investment income and makes distributions of its net realized capital gains, if any, at least annually. If you own Fund shares on a Fund's record date, you will be entitled to receive the distribution.

You will receive dividends and distributions in the form of additional Fund shares unless you elect to receive payment in cash. To elect cash payment, you must notify the Funds in writing prior to the date of the distribution. Your election will be effective for dividends and distributions paid after the Funds receive your written notice. To cancel your election, simply send the Funds written notice.

Estimated year-end distribution information, including record and payment dates, generally will be available late in the year at [www.cipvt.com](http://www.cipvt.com).

## TAXES

**Please consult your tax advisor for specific guidance about U.S. federal, state and local tax effects of your investment in the Funds. Below is a summary of certain U.S. federal income tax consequences of investing in the Funds.** This summary is based on current tax laws, which may change. This summary does not apply to shares held in an IRA or other tax-qualified plans, which are generally not subject to current tax. Transactions relating to shares held in such accounts may, however, be taxable at some time in the future.

Each Fund has elected (or intends to elect) and intends to qualify each year for treatment as a RIC within the meaning of Subchapter M of the Code. If it meets certain minimum distribution requirements, a RIC is not subject to tax at the fund level on income and gains from investments that are timely distributed to shareholders. However, a Fund's failure to qualify as a RIC or to meet minimum distribution requirements would result (if certain relief provisions were not available) in fund-level taxation and, consequently, a reduction in income available for distribution to shareholders.

Each Fund intends to distribute substantially all of its net investment income and net realized capital gains, if any. The dividends and distributions you receive may be subject to federal, state, and local taxation, depending upon your tax situation. Distributions you receive from each Fund may be taxable whether or not you reinvest them. Income distributions other than distributions of qualified dividend income, and distributions of short-term capital gain are generally taxable at ordinary income tax rates. Distributions reported by the Funds as long-term capital gains and as qualified dividend income are generally taxable at the rates applicable to long-term capital gains currently set at a maximum tax rate for individuals at 20% (lower rates apply to individuals in lower tax brackets). Once a year the Funds (or their administrative agent) will send you a statement showing the types and total amount of distributions you received during the previous year.

Qualified dividend income generally is income derived from dividends paid to a Fund by U.S. corporations or certain foreign corporations that are either incorporated in a U.S. possession or eligible for tax benefits under certain U.S. income tax treaties. In addition, dividends that a Fund receives in respect of stock of certain foreign corporations may be qualified dividend income if that stock is readily tradable on an established U.S. securities market. For such dividends to be taxed as qualified dividend income to a non-corporate shareholder, the Fund must satisfy certain holding period requirements with respect to the underlying stock and the non-corporate shareholder must satisfy holding period requirements with respect to his or her ownership of the Fund's shares. Taxes on distributions of capital gains (if any) are determined by how long a Fund owned the investments that generated them, rather than how long a shareholder has owned their shares. Sales of assets held by a Fund for more than one year generally result in long-term capital gains and losses, and sales of assets held by a Fund for one year or less generally result in short-term capital gains and losses.

You should note that if you purchase shares just before a distribution, the purchase price would reflect the amount of the upcoming distribution. In this case, you would be taxed on the entire amount of the distribution received, even though, as an economic matter, the distribution simply constitutes a return of your investment. This is known as "buying a dividend" and should generally be avoided by taxable investors.

Each sale or exchange of Fund shares may be a taxable event. For tax purposes, an exchange of a Fund's shares for shares of a different fund is the same as a sale. Assuming a shareholder holds a Fund's shares as capital assets, a sale may result in a capital gain or loss to you. The gain or loss on the sale or exchange of Fund shares generally will be treated as short-term capital gain or loss if you held the shares 12 months or less, or as long-term capital gain or loss if you held the shares for longer. Any loss realized upon a taxable disposition of Fund shares held for six months or less will be treated as long-term, rather than short-term, to the extent of any long-term capital gain

distributions received (or deemed received) by you with respect to the Fund shares. All or a portion of any loss realized upon a taxable disposition of Fund shares will be disallowed if you purchase other substantially identical shares within 30 days before or after the disposition. In such a case, the basis of the newly purchased shares will be adjusted to reflect the disallowed loss.

U.S. individuals with income exceeding \$200,000 (\$250,000 if married and filing jointly) are subject to a 3.8% tax on their "net investment income," including interest, dividends, and capital gains (including capital gains realized on the sale or exchange of shares of a Fund).

The Funds (or their administrative agent) must report to the Internal Revenue Service ("IRS") and furnish to Fund shareholders cost basis information for Fund shares. In addition to reporting the gross proceeds from the sale of Fund shares, each Fund (or its administrative agent) is also required to report the cost basis information for such shares and indicate whether these shares had a short-term or long-term holding period. For each sale of Fund shares, a Fund will permit shareholders to elect from among several IRS-accepted cost basis methods, including the average cost basis method. In the absence of an election, the Funds will use the average cost basis method as the default cost basis method. The cost basis method elected by a Fund shareholder (or the cost basis method applied by default) for each sale of Fund shares may not be changed after the settlement date of each such sale of Fund shares. Fund shareholders should consult their tax advisors to determine the best IRS-accepted cost basis method for their tax situation and to obtain more information about how cost basis reporting applies to them. Shareholders also should carefully review the cost basis information provided to them and make any additional basis, holding period or other adjustments that are required when reporting these amounts on their federal income tax returns.

To the extent a Fund invests in foreign securities, it may be subject to foreign withholding taxes with respect to dividends or interest the Fund receives from sources in foreign countries. If more than 50% of the total assets of a Fund consists of foreign securities, such Fund will be eligible to elect to treat some of those taxes as a distribution to shareholders, which would allow shareholders to offset some of their U.S. federal income tax. A Fund (or its administrative agent) will notify you if it makes such an election and provide you with the information necessary to reflect foreign taxes paid on your income tax return.

Because each shareholder's tax situation is different, you should consult your tax advisor about the tax implications of an investment in the Funds.

**More information about taxes is included in the SAI.**

## **ADDITIONAL INFORMATION**

The Trust enters into contractual arrangements with various parties, including, among others, the Funds' investment adviser, custodians, transfer agent, accountants, administrator and distributor, who provide services to the Funds. Shareholders are not parties to, or intended (or "third-party") beneficiaries of, any of those contractual arrangements, and those contractual arrangements are not intended to create in any individual shareholder or group of shareholders any right to enforce the terms of the contractual arrangements against the service providers or to seek any remedy under the contractual arrangements against the service providers, either directly or on behalf of the Trust.

This prospectus and the SAI provide information concerning the Trust and the Funds that you should consider in determining whether to purchase shares of the Funds. The Funds may make changes to this information from time to time. Neither this prospectus, the SAI or any document filed as an exhibit to the Trust's registration statement, is intended to, nor does it, give rise to an agreement or contract between the Trust or the Funds and any shareholder, or give rise to any contract or other rights in any individual shareholder, group of shareholders or other person other than any rights conferred explicitly by federal or state securities laws that may not be waived.

## FINANCIAL HIGHLIGHTS

The tables that follow present performance information about each Fund. The information is intended to help you understand each Fund's financial performance for the past five fiscal years or the period of the Fund's operations. Certain information reflects financial results for a single Fund share. The total returns in the tables represent the rate that an investor would have earned (or lost) on an investment in a Fund, assuming reinvestment of all dividends and distributions. Except as otherwise stated below, the information provided below has been audited by Ernst & Young LLP, independent registered public accounting firm of the Funds. Financial statements and the unqualified opinion of Ernst & Young LLP are included in the Funds' Form N-CSR filing for the fiscal year ended December 31, 2025 and are available upon request by calling the Funds at 1.866.773.3238.

Because Advisor Shares of the Champlain Strategic Focus Fund had not commenced operations during the fiscal year ended December 31, 2025, financial highlights are not available.

**Selected Per Share Data & Ratios  
For a Share Outstanding Throughout each Year**

<b>Small Company Fund — Advisor Shares</b>	<b>Year Ended December 31, 2025</b>	<b>Year Ended December 31, 2024</b>	<b>Year Ended December 31, 2023</b>	<b>Year Ended December 31, 2022</b>	<b>Year Ended December 31, 2021</b>
Net Asset Value, Beginning of Year	\$ 21.85	\$ 20.81	\$ 19.44	\$ 24.64	\$ 22.93
Income (Loss) from Operations:					
Net Investment Loss <sup>(1)</sup>	(0.12)	(0.12)	(0.09)	(0.11)	(0.18)
Net Realized and Unrealized Gain (Loss)	(1.03)	2.99	2.79	(5.02)	2.99
Total from Operations	(1.15)	2.87	2.70	(5.13)	2.81
Dividends and Distributions from:					
Net Investment Income	—	—	—	—	—
Net Realized Gains	(3.85)	(1.83)	(1.33)	(0.07)	(1.10)
Return of Capital	—	—	—	— <sup>^</sup>	—
Total Dividends and Distributions	(3.85)	(1.83)	(1.33)	(0.07)	(1.10)
Net Asset Value, End of Year	\$ 16.85	\$ 21.85	\$ 20.81	\$ 19.44	\$ 24.64
<b>Total Return<sup>†</sup></b>	<b>(5.53)%</b>	<b>13.72%</b>	<b>14.00%</b>	<b>(20.82)%</b>	<b>12.42%</b>
<b>Ratios and Supplemental Data</b>					
Net Assets, End of Year (Thousands)	\$ 295,468	\$ 369,129	\$ 362,889	\$ 354,487	\$ 480,911
Ratio of Expenses to Average Net Assets (including waivers and reimbursements/excluding fees paid indirectly)	1.24%	1.24%	1.26%	1.27%	1.26%
Ratio of Expenses to Average Net Assets (excluding waivers, reimbursements and fees paid indirectly)	1.24%	1.24%	1.26%	1.27%	1.26%
Ratio of Net Investment Loss to Average Net Assets	(0.57)%	(0.56)%	(0.46)%	(0.53)%	(0.71)%
Portfolio Turnover Rate <sup>§</sup>	51%	44%	41%	24%	22%

<sup>†</sup> Total returns shown do not reflect the deduction of taxes that a shareholder would pay on Fund distributions or upon the redemption of Fund shares.

<sup>^</sup> Amount represents less than \$(0.005).

<sup>§</sup> Portfolio turnover rate excludes effect of securities received or delivered from processing in-kind creations or redemptions.

<sup>(1)</sup> Per share amounts calculated using average shares method.

Amounts designated as “—” are \$0 or round to \$0.

**Selected Per Share Data & Ratios  
For a Share Outstanding Throughout each Year**

<b>Small Company Fund — Institutional Shares</b>	<b>Year Ended December 31, 2025</b>	<b>Year Ended December 31, 2024</b>	<b>Year Ended December 31, 2023</b>	<b>Year Ended December 31, 2022</b>	<b>Year Ended December 31, 2021</b>
Net Asset Value, Beginning of Year	\$ 22.48	\$ 21.31	\$ 19.83	\$ 25.07	\$ 23.25
Income (Loss) from Operations:					
Net Investment Loss <sup>(1)</sup>	(0.07)	(0.07)	(0.04)	(0.06)	(0.11)
Net Realized and Unrealized Gain (Loss)	(1.06)	3.07	2.85	(5.11)	3.03
Total from Operations	(1.13)	3.00	2.81	(5.17)	2.92
Dividends and Distributions from:					
Net Investment Income	—	—	—	—	—
Net Realized Gains	(3.85)	(1.83)	(1.33)	(0.07)	(1.10)
Return of Capital	—	—	—	— <sup>^</sup>	—
Total Dividends and Distributions	(3.85)	(1.83)	(1.33)	(0.07)	(1.10)
Net Asset Value, End of Year	\$ 17.50	\$ 22.48	\$ 21.31	\$ 19.83	\$ 25.07
<b>Total Return<sup>†</sup></b>	<b>(5.28)%</b>	<b>14.01%</b>	<b>14.28%</b>	<b>(20.62)%</b>	<b>12.72%</b>
<b>Ratios and Supplemental Data</b>					
Net Assets, End of Year (Thousands)	\$ 1,050,100	\$ 1,635,959	\$ 2,084,385	\$ 2,177,932	\$ 3,443,514
Ratio of Expenses to Average Net Assets (including waivers and reimbursements/excluding fees paid indirectly)	0.99%	0.99%	1.01%	1.02%	1.01%
Ratio of Expenses to Average Net Assets (excluding waivers, reimbursements and fees paid indirectly)	0.99%	0.99%	1.01%	1.02%	1.01%
Ratio of Net Investment Loss to Average Net Assets	(0.33)%	(0.32)%	(0.22)%	(0.28)%	(0.45)%
Portfolio Turnover Rate <sup>§</sup>	51%	44%	41%	24%	22%

<sup>†</sup> Total returns shown do not reflect the deduction of taxes that a shareholder would pay on Fund distributions or upon the redemption of Fund shares.

<sup>^</sup> Amount represents less than \$(0.005).

<sup>§</sup> Portfolio turnover rate excludes effect of securities received or delivered from processing in-kind creations or redemptions.

<sup>(1)</sup> Per share amounts calculated using average shares method.

Amounts designated as “—” are \$0 or round to \$0.

**Selected Per Share Data & Ratios  
For a Share Outstanding Throughout each Year**

<b>Mid Cap Fund — Advisor Shares</b>	<b>Year Ended December 31, 2025</b>	<b>Year Ended December 31, 2024</b>	<b>Year Ended December 31, 2023</b>	<b>Year Ended December 31, 2022</b>	<b>Year Ended December 31, 2021</b>
Net Asset Value, Beginning of Year	\$ 22.88	\$ 23.23	\$ 20.20	\$ 27.88	\$ 24.76
Income (Loss) from Operations:					
Net Investment Loss <sup>(1)</sup>	(0.08)	(0.06)	(0.05) <sup>(2)</sup>	(0.07)	(0.12)
Net Realized and Unrealized Gain (Loss)	0.41	1.46	3.15	(7.32)	6.09
Total from Operations	0.33	1.40	3.10	(7.39)	5.97
Dividends and Distributions from:					
Net Investment Income	—	—	—	—	—
Net Realized Gains	(3.57)	(1.75)	(0.07)	(0.29)	(2.85)
Total Dividends and Distributions	(3.57)	(1.75)	(0.07)	(0.29)	(2.85)
Net Asset Value, End of Year	\$ 19.64	\$ 22.88	\$ 23.23	\$ 20.20	\$ 27.88
<b>Total Return<sup>†</sup></b>	<b>1.42%</b>	<b>5.96%</b>	<b>15.35%</b>	<b>(26.51)%</b>	<b>24.60%</b>
<b>Ratios and Supplemental Data</b>					
Net Assets, End of Year (Thousands)	\$ 130,887	\$ 191,883	\$ 230,132	\$ 226,276	\$ 353,725
Ratio of Expenses to Average Net Assets (including waivers and reimbursements/excluding fees paid indirectly)	1.11%	1.09%	1.09%	1.10%	1.09%
Ratio of Expenses to Average Net Assets (excluding waivers, reimbursements and fees paid indirectly)	1.11%	1.09%	1.09%	1.10%	1.09%
Ratio of Net Investment Loss to Average Net Assets	(0.37)%	(0.23)%	(0.21)%	(0.31)%	(0.44)%
Portfolio Turnover Rate <sup>§</sup>	44%	41%	29%	25%	32%

<sup>†</sup> Total return shown does not reflect the deduction of taxes that a shareholder would pay on Fund distributions or the redemption of Fund shares.

<sup>§</sup> Portfolio turnover rate excludes effect of securities received or delivered from processing in-kind creations or redemptions.

<sup>(1)</sup> Per share amounts calculated using average shares method.

<sup>(2)</sup> Amounts shown in this caption for a share outstanding may not accord with the change in aggregate gains and losses in securities for that period because of the timing of sales and repurchases of Fund shares in relation to fluctuating market values of the investments of the Fund.

Amounts designated as “—” are \$0 or round to \$0.

**Selected Per Share Data & Ratios  
For a Share Outstanding Throughout each Year**

<b>Mid Cap Fund — Institutional Shares</b>	<b>Year Ended December 31, 2025</b>	<b>Year Ended December 31, 2024</b>	<b>Year Ended December 31, 2023</b>	<b>Year Ended December 31, 2022</b>	<b>Year Ended December 31, 2021</b>
Net Asset Value, Beginning of Year	\$ 23.89	\$ 24.13	\$ 20.93	\$ 28.79	\$ 25.43
Income (Loss) from Operations:					
Net Investment Income (Loss) <sup>(1)</sup>	(0.03)	—	0.01	(0.01)	(0.05)
Net Realized and Unrealized Gain (Loss)	0.44	1.51	3.27	(7.56)	6.26
Total from Operations	0.41	1.51	3.28	(7.57)	6.21
Dividends and Distributions from:					
Net Investment Income	—	—	(0.01)	—	—
Net Realized Gains	(3.57)	(1.75)	(0.07)	(0.29)	(2.85)
Total Dividends and Distributions	(3.57)	(1.75)	(0.08)	(0.29)	(2.85)
Net Asset Value, End of Year	\$ 20.73	\$ 23.89	\$ 24.13	\$ 20.93	\$ 28.79
<b>Total Return<sup>†</sup></b>	<b>1.70%</b>	<b>6.19%</b>	<b>15.66%</b>	<b>(26.30)%</b>	<b>24.90%</b>
<b>Ratios and Supplemental Data</b>					
Net Assets, End of Year (Thousands)	\$2,881,614	\$4,651,628	\$5,341,148	\$5,087,884	\$7,082,857
Ratio of Expenses to Average Net Assets (including waivers and reimbursements/excluding fees paid indirectly)	0.86%	0.84%	0.84%	0.85%	0.84%
Ratio of Expenses to Average Net Assets (excluding waivers, reimbursements and fees paid indirectly)	0.86%	0.84%	0.84%	0.85%	0.84%
Ratio of Net Investment Income (Loss) to Average Net Assets	(0.12)%	0.01%	0.04%	(0.06)%	(0.19)%
Portfolio Turnover Rate <sup>§</sup>	44%	41%	29%	25%	32%

<sup>†</sup> Total return shown does not reflect the deduction of taxes that a shareholder would pay on Fund distributions or the redemption of Fund shares.

<sup>§</sup> Portfolio turnover rate excludes effect of securities received or delivered from processing in-kind creations or redemptions.

<sup>(1)</sup> Per share amounts calculated using average shares method.

Amounts designated as “—” are \$0 or round to \$0.

**Selected Per Share Data & Ratios**  
**For a Share Outstanding Throughout each Year/Period**

<b>Strategic Focus Fund — Institutional Shares</b>	<b>Year Ended December 31, 2025</b>	<b>Year Ended December 31, 2024</b>	<b>Period Ended December 31, 2023<sup>(1)</sup></b>
Net Asset Value, Beginning of Year/Period	\$ 11.36	\$ 11.35	\$ 10.00
Income (Loss) from Operations:			
Net Investment Income <sup>(2)</sup>	(0.04)	(0.04)	—
Net Realized and Unrealized Gain on Investments	0.69	0.54	1.35
Total from Operations	0.65	0.50	1.35
Dividends and Distributions from:			
Net Investment Income	—	—	—
Net Realized Gains	(0.15)	(0.49)	—
Total Dividends and Distributions	(0.15)	(0.49)	—
Net Asset Value, End of Year/Period	\$ 11.86	\$ 11.36	\$ 11.35
<b>Total Return<sup>†</sup></b>	<b>5.74%</b>	<b>4.40%</b>	<b>13.50%**</b>
<b>Ratios and Supplemental Data</b>			
Net Assets, End of Year/Period (Thousands)	\$ 3,946	\$ 3,132	\$ 2,382
Ratio of Expenses to Average Net Assets (including waivers and reimbursements/excluding fees paid indirectly)	0.85%	0.85%	0.85%*
Ratio of Expenses to Average Net Assets (excluding waivers, reimbursements and fees paid indirectly)	2.29%	5.43%	8.82%*
Ratio of Net Investment Loss to Average Net Assets	(0.32)%	(0.35)%	(0.11)%*
Portfolio Turnover Rate	55%	30%	6%**

\* Annualized.

\*\* Total return and Portfolio turnover for the period indicated and has not been annualized.

† Total return shown does not reflect the deduction of taxes that a shareholder would pay on Fund distributions or the redemption of Fund shares.

<sup>(1)</sup> Institutional Shares commenced operations on October 16, 2023.

<sup>(2)</sup> Per share amounts calculated using average shares method.

Amounts designated as “—” are \$0 or round to \$0.

**[THIS PAGE INTENTIONALLY LEFT BLANK]**

**[THIS PAGE INTENTIONALLY LEFT BLANK]**

## CHAMPLAIN FUNDS

### Privacy Notice

The Champlain Funds recognize and respect the privacy concerns of their customers. The Funds collect non-public personal information about you in the course of doing business with shareholders and investors. "Non-public personal information" is personally identifiable financial information about you. For example, it includes information regarding your social security number, account balance, bank account information and purchase and redemption history.

#### THE FUNDS COLLECT THIS INFORMATION FROM THE FOLLOWING SOURCES:

- Information we receive from you on applications or other forms;
- Information about your transactions with us and our service providers, or others;
- Information we receive from consumer reporting agencies (including credit bureaus).

#### WHAT INFORMATION THE FUNDS DISCLOSE AND TO WHOM THE FUNDS DISCLOSE INFORMATION

The Funds only disclose non-public personal information the Funds collect about shareholders as permitted by law. For example, the Funds may disclose non-public personal information about shareholders to non-affiliated third parties:

- To government entities, in response to subpoenas or to comply with laws or regulations.
- When you, the customer, direct the Funds to do so or consent to the disclosure.
- To companies that perform necessary services for the Funds, such as data processing companies that the Funds use to process your transactions or maintain your account.
- To protect against fraud, or to collect unpaid debts.

#### INFORMATION ABOUT FORMER CUSTOMERS

If you decide to close your account(s) or become an inactive customer, we will adhere to the privacy policies and practices described in this notice.

#### HOW THE FUNDS SAFEGUARD INFORMATION

The Funds conduct their business affairs through trustees, officers, and third parties that provide services pursuant to agreements with the Funds. We restrict access to your personal and account information to those persons who need to know that information in order to provide services to you. The Funds or their service providers maintain physical, electronic and procedural safeguards that comply with federal standards to guard your non-public personal information.

#### CUSTOMERS OF OTHER FINANCIAL INSTITUTIONS

In the event that you hold shares of the Funds through a financial intermediary, including, but not limited to, a broker-dealer, bank or trust company, the privacy policy of your financial intermediary will govern how your non-public personal information will be shared with non-affiliated third parties by that entity.

#### QUESTIONS

Should you have any questions regarding the Funds' Privacy Policy, please contact the Champlain Funds at 1.866.773.3238.

## THE ADVISORS' INNER CIRCLE FUND II

### CHAMPLAIN FUNDS

Investment Adviser	Distributor	Legal Counsel
Champlain Investment Partners, LLC 180 Battery Street, Suite 400 Burlington, Vermont 05401	SEI Investments Distribution Co. One Freedom Valley Drive Oaks, Pennsylvania 19456	Morgan, Lewis & Bockius LLP 2222 Market Street Philadelphia, Pennsylvania 19103

*More information about the Funds is available, without charge, through the following:*

**Statement of Additional Information ("SAI"):** The SAI, dated May 1, 2026, as it may be amended from time to time, includes detailed information about the Funds and The Advisors' Inner Circle Fund II. The SAI is on file with the U.S. Securities and Exchange Commission (the "SEC") and is incorporated by reference into this prospectus. This means that the SAI, for legal purposes, is a part of this prospectus.

**Annual and Semi-Annual Reports:** Additional information about the Funds' investments is available in the Funds' annual and semi-annual reports to shareholders and in Form N-CSR filed with the SEC. In the Funds' annual reports, you will find a discussion of the market conditions and investment strategies that significantly affected each Fund's performance during its last fiscal year. In Form N-CSR, you will find the Funds' annual and semi-annual financial statements.

#### **To Obtain an SAI, Annual or Semi-Annual Report, Fund Financial Statements, or more information:**

**By Telephone:** 1.866.773.3238

**By Mail:** Champlain Funds  
P.O. Box 219009  
Kansas City, Missouri 64121-9009

**By Internet:** [www.cipvt.com](http://www.cipvt.com)

*From the SEC:* You can also obtain the SAI or the Annual and Semi-Annual Reports, as well as other information about The Advisors' Inner Circle Fund II, from the EDGAR Database on the SEC's website at: <https://www.sec.gov>. You may also obtain this information, upon payment of a duplicating fee, by e-mailing the SEC at the following address: [publicinfo@sec.gov](mailto:publicinfo@sec.gov).

The Advisors' Inner Circle Fund II's Investment Company Act registration number is 811-07102.



OUR MISSION:  
Deliver Exceptional Investment Results and Develop Enduring Client Relationships

180 Battery Street, Suite 400  
Burlington, VT 05401  
T 802.846.6200  
F 802.846.6213  
[www.cipvt.com](http://www.cipvt.com)